

# Sprint Approved Mounts

SITE  
PRO 1

A valmont  COMPANY

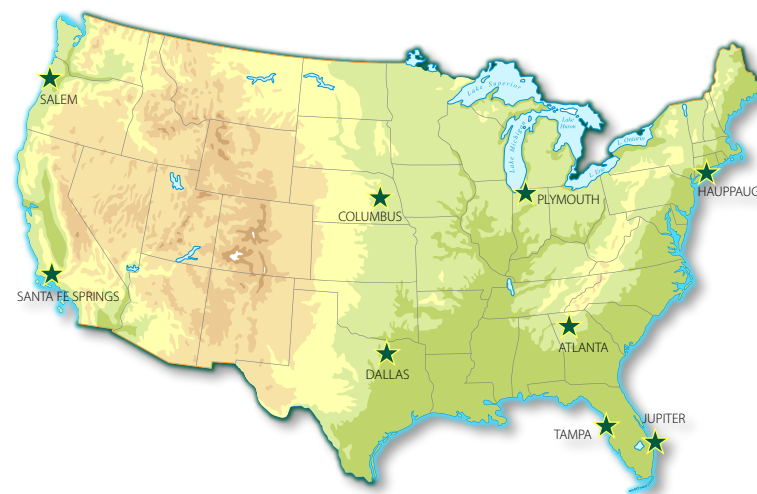
# The Industry Leader that's here for You

With seven warehouses around the United States, we are the premiere provider of wireless site components and safety products. We're dedicated to innovation and have served at the forefront of the industry providing our customers with flawlessly engineered, innovative solutions.

We understand the industry and the nature of the work. We provide not only high quality products at exceptionally rapid speeds, but you have in us a partner to grow with. You have our knowledge, our expertise, and the personal touch we provide for every customer and order.

We are here for you.

# Nine Convenient Locations



## NEW YORK

Valmont Site Pro 1, Inc.  
15 Oser Ave  
Hauppauge, NY 11788  
Ph: 1-888-438-7761  
Ph: 1-631-231-7660

## GEORGIA

Valmont Site Pro 1, Inc.  
4100 Westpark Dr. SW, Suite C  
Atlanta, GA 30336  
Ph: 1-866-901-0603  
Ph: 1-404-494-9000

## CALIFORNIA

Valmont Site Pro 1, Inc.  
12661 Corral Place  
Santa Fe Springs, CA 90670  
Ph: 1-888-776-1937  
Ph: 1-562-906-0000

## INDIANA

Valmont Site Pro 1, Inc.  
1545 Pidco Dr  
Plymouth, IN 46563  
Ph: 1-888-753-7446  
Ph: 1-574-936-4221

## OREGON

Valmont Site Pro 1, Inc.  
3573 25th Street SE  
Salem, OR 97302  
Ph: 1-888-880-9191  
Ph: 1-503-316-2057

## TEXAS

Valmont Site Pro 1, Inc.  
2045 Westgate Dr, Suite 110  
Carrollton, TX 75006  
Ph: 1-888-809-5151  
Ph: 1-972-242-0852

## NEBRASKA

Valmont Site Pro 1, Inc.  
1600 E 29th Ave.  
Columbus, NE 68601  
Ph: 1-402-562-1750

## WEST FLORIDA

Valmont Site Pro 1, Inc.  
5122 Joanne Kearney Blvd.  
Tampa, FL 33619  
Ph: 1-844-278-6371  
Ph: 1-813-622-8620

## SOUTH FLORIDA


Connect-It Wireless  
33 Commerce Way  
Jupiter, FL 33458  
Ph: 1-866-781-1300  
Ph: 1-561-743-8141

**Shop at** [SitePro1.com](http://SitePro1.com)



# Sprint Approved Sector Frames

## 12'-6" Standard Duty V-Frame with 1 Stiff Arm



VFA12-SD-SPT



BCAM-SDLL

### Description:

- Features our New BCAM™ Taper Adjustment System (see below for more details)
- Features our new Quick-Plate™ for easy grounding and addition of RRU Mounting Pipes or Unistrut
- Round-member face offers lower wind resistance
- Frames rotate for easy azimuth adjustment
- Includes one Stiff Arm
- Includes Universal Hardware to mount 1-1/2" to 4-1/2" O.D. Antenna Pipe (order Antenna Pipes separately)
- Mounting Range: 1-1/2" to 9-1/2" Round Legs and 3" to 6" Angles

### Features:

#### BCAM™ Taper Adjustment System



- Easily adjust the taper of a fully loaded frame while mounted to the tower with a battery operated impact gun by tightening or loosening one nut
- Infinitely adjustable from -2.5 to 6 degrees

#### Quick-Plate™ Grounding & RRU Pipe Mount




- Integrated plates accommodate up to eight lugs per plate for grounding (there are four plates per V-Frame)
- Slotted holes allow attachment of 2-3/8" - 4-1/2" OD pipes to support RRU's (Pipe and U-Bolts purchased separately)
- The 3/8" holes can also be used to attach Unistrut to the frame

Part #	Description	Application	Type
VFA12-SD-SPT	12'-6" Standard Duty V-Frame with 1 Stiff Arm	Tower	Standard Duty
BCAM-SDLL	Large-Leg Adapter Kit, up to 16" Round Legs, #12 Breakdowns Legs, and 11" Angles		



# Sprint Approved Sector Frames

## 12'-6 Heavy Duty V-Frame with 2 Stiff Arms



VFA12-HD-SPT



BCAM-HDLL

### Description:

- SUPER XLD - Our most robust Sector Frame designed for the most extreme loading conditions
- Features our New BCAM™ Taper Adjustment System (see below for more details)
- Features our new Quick-Plate™ (see below for more details) for easy grounding and addition of RRU Mounting Pipes or Unistrut
- Includes Two Stiff Arms
- Includes Universal Hardware to mount 1-1/2" to 4-1/2" O.D. Antenna Pipe (order Antenna Pipes separately, page 9)
- Frame rotates for easy azimuth adjustment
- Mounting Range: 1-1/2" to 9-1/2" Round Legs and 3" to 6" Angles

### Features:

#### BCAM™ Taper Adjustment System



- Easily adjust the taper of a fully loaded frame while mounted to the tower with a battery operated impact gun by tightening or loosening one nut
- Infinitely adjustable from -2.5 to 6 degrees

#### Quick-Plate™ Grounding & RRU Pipe Mount



- Integrated plates accommodate up to eight lugs per plate for grounding (there are four plates per V-Frame)
- Slotted holes allow attachment of 2-3/8" - 4-1/2" OD pipes to support RRU's (Pipe and U-Bolts purchased separately)
- The 3/8" holes can also be used to attach Unistrut to the frame

Part #	Description	Application	Type
VFA12-HD-SPT	12'-6 Heavy Duty V-Frame W/2 Stiff Arms	Tower	Heavy Duty
BCAM-HDLL	Large-Leg Adapter Kit, up to 16" Round Legs, #12 Breakdowns Legs, and 11" Angles		

# Sprint Approved Arm Kits

## 12' Ultra-Low Profile Rigid T-Arm Kit



ULP12-SPT


### Description:

- A T-Arm Mount with increased capacity for today's loading
- Increased capacity without an inflated price
- Low-profile design for reduced tower loading
- Easily adaptable to include Work Platforms
- All round members reduce the risk of migratory bird nesting
- Includes Universal Hardware to mount 1-1/2" to 4-1/2" O.D. Antenna Pipe (order Antenna Pipes separately, page 9)
- Complete kits include everything shown
- Mounting Range: 12"-45" pole diameter or up to 60" with the addition of the RM-ADK Large Pole Adapter Kit

Part #	Description	Application	Type
ULP12-SPT	12' Ultra-Low Profile Rigid T-Arm Kit	Pole	Standard Duty
RM-ADK	Large-Pole Adapter Kit 45" - 60"		
WP197-10	10' Work Support Platform (3 required)		

# Sprint Approved Arm Kits

## 12' Ultra-Low Profile Dual Level Rigid T-Arm Kit



### Description:


- Xtreme Load Design to safely support multiple RRU's plus 12 antennas
- Second T-Arm and Ring Mount below add additional support
- Low profile design for reduced tower loading
- All round pipe construction reduces chances of birds nesting
- Includes Universal Hardware to mount 1-1/2" to 4-1/2" O.D. Antenna Pipe (order Antenna Pipes separately, page 9)
- Mounting Range: 12"-45" Pole Diameter or up to 60" with the addition of the RM-ADK Large Pole Adapter Kit

Part #	Description	Application	Type
ULPD12-SPT	12' Ultra-Low Profile Dual Level Rigid T-Arm Kit	Pole	Heavy Duty
RM-ADK	Large-Pole Adapter Kit 45" - 60" (2 required)		
WP197-10	10' Work Support Platform (3 required)		



# Sprint Approved Platform Kits

## 12' Low Profile Platform Kit



### Description:

- Includes Universal Hardware to mount 1-1/2" to 4-1/2" O.D. Antenna Pipe (order Antenna Pipes separately, page 9)
- Mounting Range: 12"-45" Pole Diameter or up to 60" with the addition of the RM-ADK Large Pole Adapter Kit
- Integral handrail provides added strength and easy antenna and RRU mounting as well as worker safety

Part #	Description	Application	Type
RMQP-SPT	12' Low Profile Platform Kit with Support Rail	Pole	Standard Duty/Heavy Duty
RM-ADK	Large-Pole Adapter Kit 45" - 60"		

# Sprint Approved Wall Mount Kits

## Slider Bracket Corner Wall Mount Kit



CWMM-SPT

### Description:

- Versatile corner wall mounts
- Stands 11" off wall
- Complete kits with U-Bolts for 2-3/8" up to 4-1/2" O.D. Pipe
- Order Antenna Mounting Pipe separately (page 9)
- Order hardware to mount to hollow or solid walls

Part #	Description	Application	Type
CWMM-SPT	Slider Bracket Corner Wall Mount Kit	Corner Wall Mount	Standard Duty/Heavy Duty
HWK258		Hollow Wall Mount Kit, Heavy Duty	
SWK258		Solid Wall Mount Kit, Heavy Duty	



# Sprint Approved Wall Mount Kits

## Slider Bracket Wall Mount Kit



SBWM-SPT

### Description:

- Stands 11" off wall
- Complete kits with U-Bolts for 2-3/8" up to 4-1/2" O.D. Pipe
- Order Antenna Mounting Pipe separately (page 9)
- Order hardware to mount to hollow or solid walls
- If 16" spacing between concrete anchors is required, order SBWM-16L Long Wall Angle Kit
- Mounting holes 13/16" x 1" slots on 12" centers

Part #	Description	Application	Type
SBWM-SPT	Slider Bracket Wall Mount Kit	Wall Mount	Standard Duty/Heavy Duty
SBWM-16L		Long Wall Angle Kit	
HWK58		Hollow Wall Mount Kit	
SWK58		Solid Wall Mount Kit	

# Sprint Approved Rooftop Frame

## 12' Rooftop Pipe Frame



RTP12-SPT


### Description:

- XLD Xtreme Load Design Rooftop Frames, perfect for larger loads like multiple RRU's or antennas
- Welded trays for easy assembly
- Includes Universal Hardware to mount 1-1/2" to 4-1/2" O.D. Antenna Pipe (order Antenna Pipes separately, page 9)
- Rubber Mats included
- **Call or see our online assembly drawings for ballast equations.**  
**[www.sitepro1.com](http://www.sitepro1.com)**

Part #	Description	Application	Type
RTP12-SPT	12' Rooftop Pipe Frame	Rooftops	Standard Duty

# Antenna Mounting Pipes

## Bulk Pipe



### Description:

- Plain-end hot-dip galvanized pipe
- ASTM A53 Grade B, Schedule 40

Part #	Length	OD x Length (in)
P263	5'-3"	2-3/8" x 63"
P272	6'-0"	2-3/8" x 72"
P284	7'-0"	2-3/8" x 84"
P296	8'-0"	2-3/8" x 96"
P2120	10'-0"	2-3/8" x 120"
P2126	10'-6"	2-3/8" x 126"
P2150	12'-6"	2-3/8" x 150"
P2174	14'-6"	2-3/8" x 174"
P3084	7'-0"	2-7/8" x 84"
P3096	8'-0"	2-7/8" x 96"
P30120	10'-0"	2-7/8" x 120"
P30126	10'-6"	2-7/8" x 126"
P30150	12'-6"	2-7/8" x 150"
P30174	14'-6"	2-7/8" x 174"
P360	5'-0"	3-1/2" x 60"
P372	6'-0"	3-1/2" x 72"
P396	8'-0"	3-1/2" x 96"
P3150	12'-6"	3-1/2" x 150"
P3160	13'-4"	3-1/2" x 160"
P3174	14'-6"	3-1/2" x 174"
P3216	18'-0"	3-1/2" x 216"
P472	6'-0"	4-1/2" x 72"
P4126	10'-6"	4-1/2" x 126"