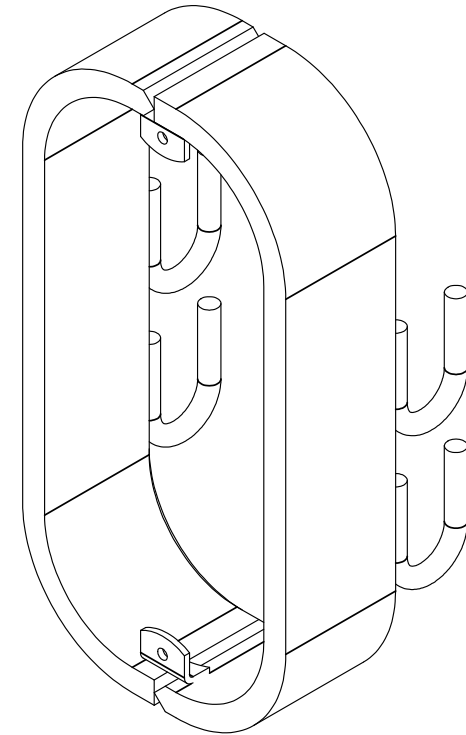
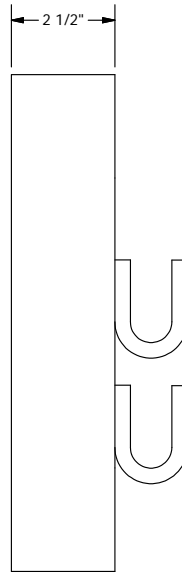
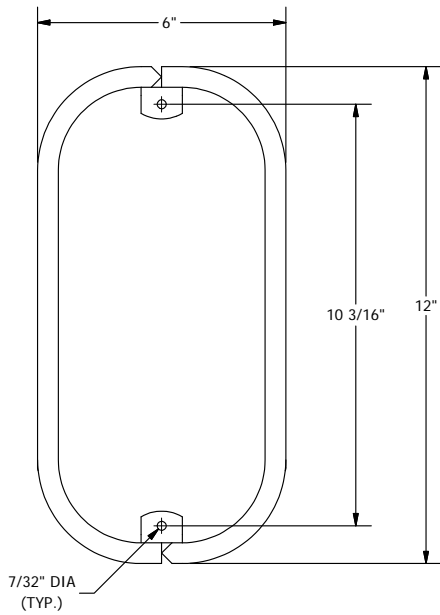


PARTS LIST						
ITEM	QTY	PART NO.	PART DESCRIPTION	LENGTH	UNIT WT.	NET WT.
1	1	HHR612	6" X 12" HAN HOLE RIM FOR POLYGON POLES		11.26	11.26



FINISH:  
HOT DIP GALVANIZED.

**TOLERANCE NOTES**

**TOLERANCES ON DIMENSIONS, UNLESS OTHERWISE NOTED ARE:  
SAWED, SHEARED AND GAS CUT EDGES ( $\pm 0.030"$ )  
DRILLED AND GAS CUT HOLES ( $\pm 0.030"$ ) - NO CONING OF HOLES  
LASER CUT EDGES AND HOLES ( $\pm 0.010"$ ) - NO CONING OF HOLES  
BENDS ARE  $\pm 1/2$  DEGREE  
ALL OTHER MACHINING ( $\pm 0.030"$ )  
ALL OTHER ASSEMBLY ( $\pm 0.060"$ )**

PROPRIETARY NOTE:  
THE DATA AND TECHNIQUES CONTAINED IN THIS DRAWING ARE PROPRIETARY INFORMATION OF VALMONT INDUSTRIES AND CONSIDERED A TRADE SECRET. ANY USE OR DISCLOSURE WITHOUT THE CONSENT OF VALMONT INDUSTRIES IS STRICTLY PROHIBITED.

DESCRIPTION  
**6" X 12" HAND HOLE RIM  
FOR POLYGON POLES  
- GALVANIZED**

**SITE PRO 1**  
A valmont COMPANY

Locations:  
New York, NY  
Atlanta, GA  
Los Angeles, CA  
Plymouth, IN  
Salem, OR  
Dallas, TX

Engineering Support Team:  
1-888-753-7446

CPD NO.	DRAWN BY <b>CEK</b>	ENG. APPROVAL
CLASS <b>81</b>	DRAWING USAGE <b>CUSTOMER</b>	CHECKED BY <b>KAC</b>
SUB <b>01</b>		DATE <b>2/9/2012</b>
		DATE <b>4/24/2012</b>

PART NO.	<b>HHR612-G</b>	PAGE
DWG. NO.	<b>HHR612-G</b>	<b>1 OF 1</b>