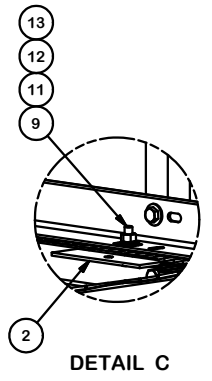
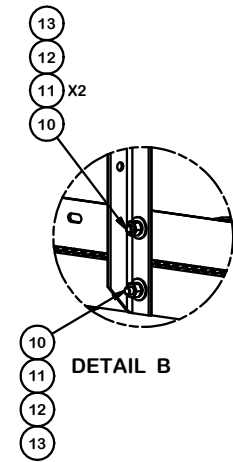
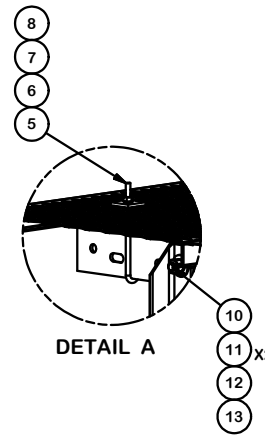


PARTS LIST						
ITEM	QTY	PART NO.	PART DESCRIPTION	LENGTH	UNIT WT.	NET WT.
1	6	X-MCOVUP	UPRIGHT SUPPORT FOR MCOV-4 & MCOV-6	120 in	32.17	193.01
2	4	X-MUPBP	BACKING PLATE FOR X-MCOVUP		4.46	17.84
3	4	X-MCOV6	HORIZONTAL SUPPORT ANGLE FOR MCOV-6	71 7/8 in	41.12	164.50
4	3	GRS24	24" X 10' GRIP SPAN BRIDGE CHANNEL		67.98	203.93
5	12	X-JB8	J-BOLT, 3/8" X 8" X 6" THREADED		0.33	3.97
6	12	SQW38	3/8" SQUARE WASHER (GALV.)	2 in	0.27	3.28
7	12	G38LW	3/8" HDG LOCKWASHER		0.01	0.08
8	12	G38NUT	3/8" HDG HEAVY 2H HEX NUT		0.03	0.41
9	4	G58234	5/8" UNC HEX BOLT (A325)	2 3/4 in	0.36	1.42
10	18	G58134	5/8" x 1-3/4" HDG BOLT	1 3/4 in	0.27	4.84
11	34	G58FW	5/8" HDG USS FLATWASHER	1/8 in	0.07	2.40
12	22	G58LW	5/8" HDG LOCKWASHER	5/32 in	0.03	0.57
13	22	G58NUT	5/8" HDG HEAVY 2H HEX NUT	5/8 in	0.13	2.86
TOTAL WT. #						599.10



TOLERANCE NOTES

TOLERANCES ON DIMENSIONS, UNLESS OTHERWISE NOTED ARE:
 SAWED, SHEARED AND GAS CUT EDGES ($\pm 0.030"$)
 DRILLED AND GAS CUT HOLES ($\pm 0.030"$) - NO CONING OF HOLES
 LASER CUT EDGES AND HOLES ($\pm 0.010"$) - NO CONING OF HOLES
 BENDS ARE $\pm 1/2$ DEGREE
 ALL OTHER MACHINING ($\pm 0.030"$)
 ALL OTHER ASSEMBLY ($\pm 0.060"$)

PROPRIETARY NOTE:
 THE DATA AND TECHNIQUES CONTAINED IN THIS DRAWING ARE PROPRIETARY INFORMATION OF VALMONT INDUSTRIES AND CONSIDERED A TRADE SECRET. ANY USE OR DISCLOSURE WITHOUT THE CONSENT OF VALMONT INDUSTRIES IS STRICTLY PROHIBITED.

DESCRIPTION
 6' WIDE X 10' LONG COV
 FOR MODULAR PLATFORM
 PLATFORM ATTACHMENT

SITE PRO 1
 Engineering Support Team:
 1-888-753-7446

Locations:
 New York, NY
 Atlanta, GA
 Los Angeles, CA
 Plymouth, IN
 Salem, OR
 Dallas, TX

CPD NO.	DRAWN BY CEK	ENG. APPROVAL
CLASS 81	SUB 01	DRAWING USAGE CUSTOMER
	CHECKED BY BMC	3/13/2016

PART NO.	MCOV610-P
DWG. NO.	MCOV610-P