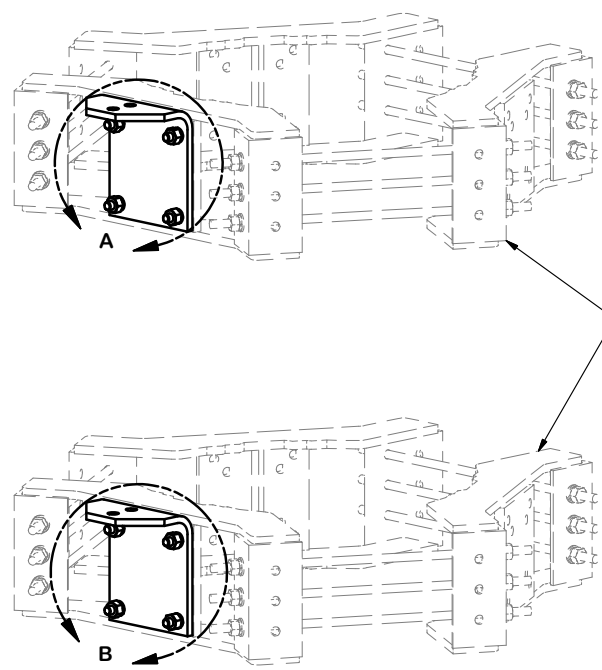
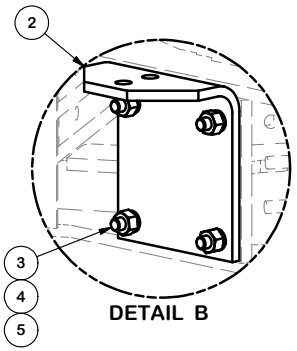


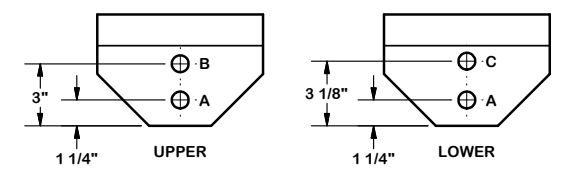
3/4" DIA. BOLTS
FITS, VFAX, PSAX,
AND BOG6.



PARTS LIST						
ITEM	QTY	PART NO.	PART DESCRIPTION	LENGTH	UNIT WT.	NET WT.
1	1	X-RMBPTC	RING MOUNT BENT PLATE TOP CONNECTION		14.80	14.80
2	1	X-RMBPBC	RING MOUNT BENT PLATE BOTTOM CONNECTION		14.80	14.80
3	8	A582112	5/8" x 2-1/2" HDG A325 HEX BOLT	2 1/2 in	0.33	2.67
4	8	G58LW	5/8" HDG LOCKWASHER		0.03	0.21
5	8	G58NUT	5/8" HDG HEAVY 2H HEX NUT		0.13	1.04
TOTAL WT. #						33.53

RING MOUNTS
SOLD SEPARATELY.

WITH WORK WITH
ANY RING MOUNT
WITH 5/8" BOLTS
ON A 6" X 6" BOLT
PATTERN



- NOTES:
1. USE HOLE "A" IN UPPER AND LOWER BRACKETS FOR STRAIGHT LEGS.
 2. USE HOLE "A" IN UPPER BRACKET AND HOLE "C" IN LOWER BRACKET FOR 3".
 3. USE HOLE "B" IN UPPER BRACKET AND HOLE "C" IN LOWER BRACKET FOR 0.2".

TOLERANCE NOTES

TOLERANCES ON DIMENSIONS, UNLESS OTHERWISE NOTED ARE:
SAWED, SHEARED AND GAS CUT EDGES ($\pm 0.030"$)
DRILLED AND GAS CUT HOLES ($\pm 0.030"$) - NO CONING OF HOLES
LASER CUT EDGES AND HOLES ($\pm 0.010"$) - NO CONING OF HOLES
BENDS ARE $\pm 1/2$ DEGREE
ALL OTHER MACHINING ($\pm 0.030"$)
ALL OTHER ASSEMBLY ($\pm 0.060"$)

PROPRIETARY NOTE:
THE DATA AND TECHNIQUES CONTAINED IN THIS DRAWING ARE PROPRIETARY INFORMATION OF VALMONT INDUSTRIES AND CONSIDERED A TRADE SECRET. ANY USE OR DISCLOSURE WITHOUT THE CONSENT OF VALMONT INDUSTRIES IS STRICTLY PROHIBITED.

DESCRIPTION
**MONOPOLE DIRECT
FRAME CONNECT KIT**

CPD NO.	DRAWN BY CEK 9/29/2016	ENG. APPROVAL
CLASS 81	SUB 02	DRAWING USAGE CUSTOMER
	CHECKED BY BMC 9/29/2016	

SITE PRO 1
A valmont COMPANY

Engineering Support Team:
1-888-753-7446

Locations:
New York, NY
Atlanta, GA
Los Angeles, CA
Plymouth, IN
Salem, OR
Dallas, TX

PART NO.	MDFC-K	PAGE 1 OF 1
DWG. NO.	MDFC-K	