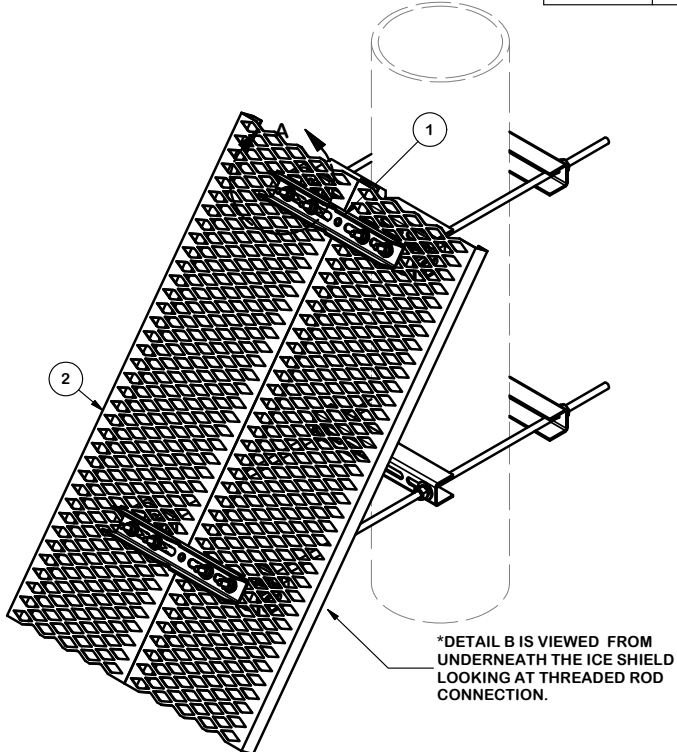
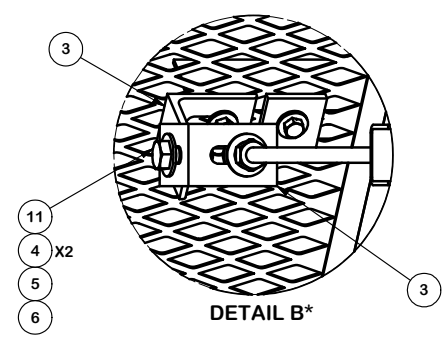
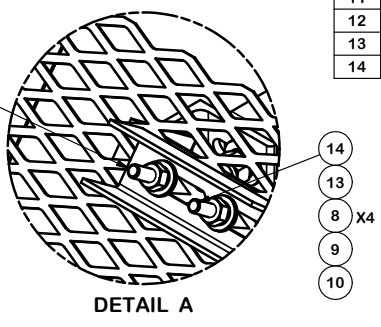
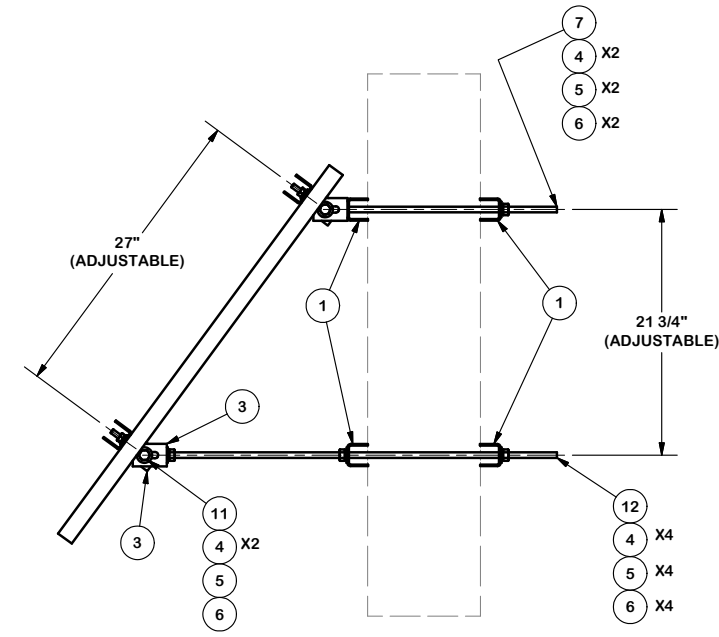


PARTS LIST						
ITEM	QTY	PART NO.	PART DESCRIPTION	LENGTH	UNIT WT.	NET WT.
1	6	X-UPC2	LARGE PIPE TO PIPE BRACKET	13 1/2 in	2.37	14.23
2	2	GRS12-3	11-3/4" WIDE 1-1/2" CHANNEL 14 GA. 8-DIAMOND GRIP STRUT		24.40	48.80
3	8	CA12	1/2" CLIP ANGLE	2 in	0.71	5.70
4	20	G12FW	1/2" HDG USS FLATWASHER	3/32 in	0.03	0.68
5	16	G12LW	1/2" HDG LOCKWASHER	1/8 in	0.01	0.22
6	16	G12NUT	1/2" HDG HEAVY 2H HEX NUT		0.07	1.15
7	2	G12R-20	1/2" x 20" THREADED ROD (HDG.)		1.12	2.23
8	32	G38FW	3/8" HDG USS FLATWASHER		0.01	0.38
9	8	G38LW	3/8" HDG LOCKWASHER		0.01	0.05
10	8	G38NUT	3/8" HDG HEAVY 2H HEX NUT		0.03	0.27
11	4	G12112	1/2" x 1-1/2" HDG HEX BOLT GR5	1/2 in	0.15	0.59
12	2	G12R-36	1/2" x 36" THREADED ROD (HDG.)		2.01	4.01
13	4	SQW38	3/8" SQUARE WASHER	2 in	0.29	1.16
14	8	G3802	3/8" x 2" HDG HEX BOLT GR5		0.09	0.70
TOTAL WT. #						69.65



TOLERANCE NOTES

TOLERANCES ON DIMENSIONS, UNLESS OTHERWISE NOTED ARE:
 SAWED, SHEARED AND GAS CUT EDGES ($\pm 0.030"$)
 DRILLED AND GAS CUT HOLES ($\pm 0.030"$) - NO CONING OF HOLES
 LASER CUT EDGES AND HOLES ($\pm 0.010"$) - NO CONING OF HOLES
 BENDS ARE $\pm 1/2$ DEGREE
 ALL OTHER MACHINING ($\pm 0.030"$)
 ALL OTHER ASSEMBLY ($\pm 0.060"$)

PROPRIETARY NOTE:
 THE DATA AND TECHNIQUES CONTAINED IN THIS DRAWING ARE PROPRIETARY INFORMATION OF VALMONT INDUSTRIES AND CONSIDERED A TRADE SECRET. ANY USE OR DISCLOSURE WITHOUT THE CONSENT OF VALMONT INDUSTRIES IS STRICTLY PROHIBITED.

DESCRIPTION	
MINI ICE SHIELD 24" X 24" TYPICAL	
CPD NO.	DRAWN BY
	CEK 1/22/2013
CLASS	DRAWING USAGE
81	SHOP
SUB	ENG. APPROVAL
02	
	CHECKED BY
	BMC 2/7/2013

 A valmont COMPANY	Engineering Support Team: 1-888-753-7446	Locations: New York, NY Atlanta, GA Los Angeles, CA Plymouth, IN Salem, OR Dallas, TX
	PART NO. MIS-24	DWG. NO. MIS-24