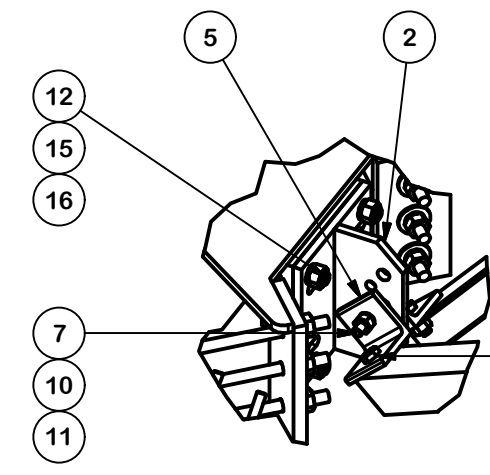
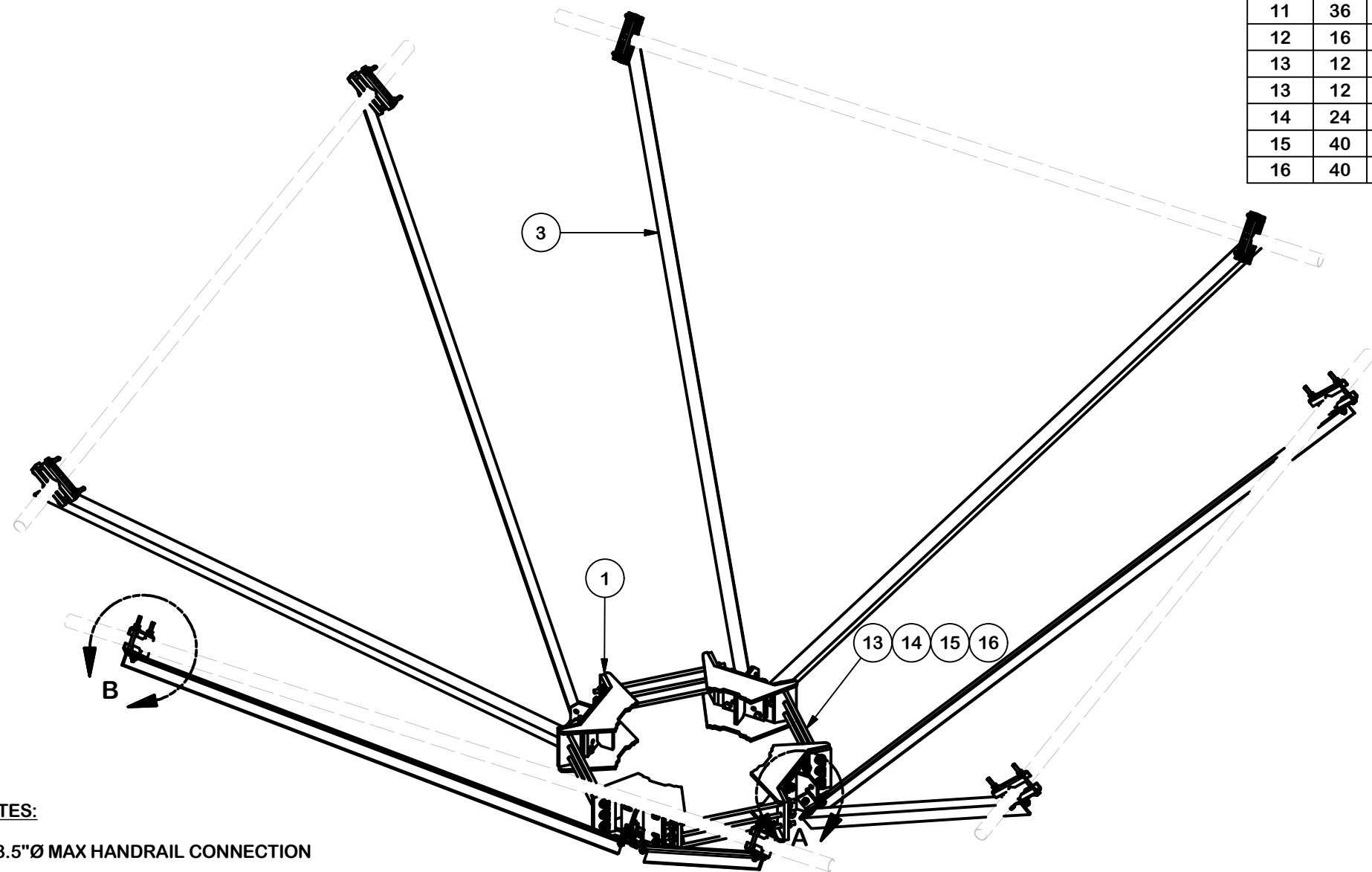


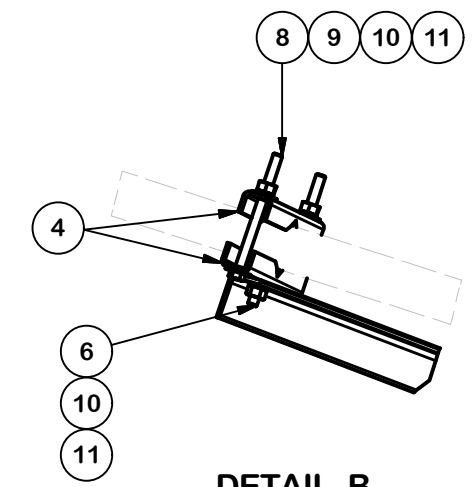
FIELD CUT AND DRILL TO FIT
AND THEN COLD GALVANIZE.

*SEE NOTES

PARTS LIST						
ITEM	QTY	PART NO.	PART DESCRIPTION	LENGTH	UNIT WT.	NET WT.
1	4	X-162290	QUAD BRACKET		54.48	217.94
2	4	X-TBW	T-BRACKET WELDMENT		13.60	54.40
3	8	ANG21214-10-50	L 2 1/2" x 2 1/2" x 1/4" ANGLE (A572-50)	120 in	43.25	346.01
4	16	X-STU	STIFF ARM CHANNEL BRACKET	8 1/2 in	1.37	21.95
5	8	SHCM-T	CHAIN MOUNT TIGHTENER BRACKET	3 in	1.86	14.87
6	16	G12112	1/2" x 1-1/2" HDG HEX BOLT GR5	1/2 in	0.15	2.36
7	4	G12212	1/2" x 2-1/2" HDG HEX BOLT GR5	2 1/2 in	0.20	0.81
8	16	G12065	1/2" x 6-1/2" HDG HEX BOLT GR5 FULL THREAD	6 1/2 in	0.41	6.55
9	32	G12FW	1/2" HDG USS FLATWASHER	3/32 in	0.03	1.09
10	36	G12LW	1/2" HDG LOCKWASHER	1/8 in	0.01	0.50
11	36	G12NUT	1/2" HDG HEAVY 2H HEX NUT		0.07	2.58
12	16	A582114	5/8" x 2-1/4" HDG A325 HEX BOLT	2 1/4 in	0.31	5.00
13	12	G58R-24	5/8" x 24" THREADED ROD (HDG.)	24 in	0.40	4.79
13	12	G58R-48	5/8" x 48" THREADED ROD (HDG.)	48 in	0.40	4.79
14	24	G58FW	5/8" HDG USS FLATWASHER	1/8 in	0.07	1.69
15	40	G58LW	5/8" HDG LOCKWASHER		0.03	1.04
16	40	G58NUT	5/8" HDG HEAVY 2H HEX NUT		0.13	5.20
					TOTAL WT. #	757.27



DETAIL A



DETAIL B

- NOTES:
- 3.5"Ø MAX HANDRAIL CONNECTION
 - 12" TO 60" POLE Ø
 - FIELD CUT/DRILL ANG21214-10-50 TO SUIT
 - PLACE A FLAT WASHER OVER EVERY SLOT

TOLERANCE NOTES

TOLERANCES ON DIMENSIONS, UNLESS OTHERWISE NOTED ARE:
 SAWED, SHEARED AND GAS CUT EDGES (± 0.030")
 DRILLED AND GAS CUT HOLES (± 0.030") - NO CONING OF HOLES
 LASER CUT EDGES AND HOLES (± 0.010") - NO CONING OF HOLES
 BENDS ARE ± 1/2 DEGREE
 ALL OTHER MACHINING (± 0.030")
 ALL OTHER ASSEMBLY (± 0.060")

PROPRIETARY NOTE:
 THE DATA AND TECHNIQUES CONTAINED IN THIS DRAWING ARE PROPRIETARY INFORMATION OF VALMONT INDUSTRIES AND CONSIDERED A TRADE SECRET. ANY USE OR DISCLOSURE WITHOUT THE CONSENT OF VALMONT INDUSTRIES IS STRICTLY PROHIBITED.

DESCRIPTION
HANDRAIL REINFORCEMENT KIT (QUAD)

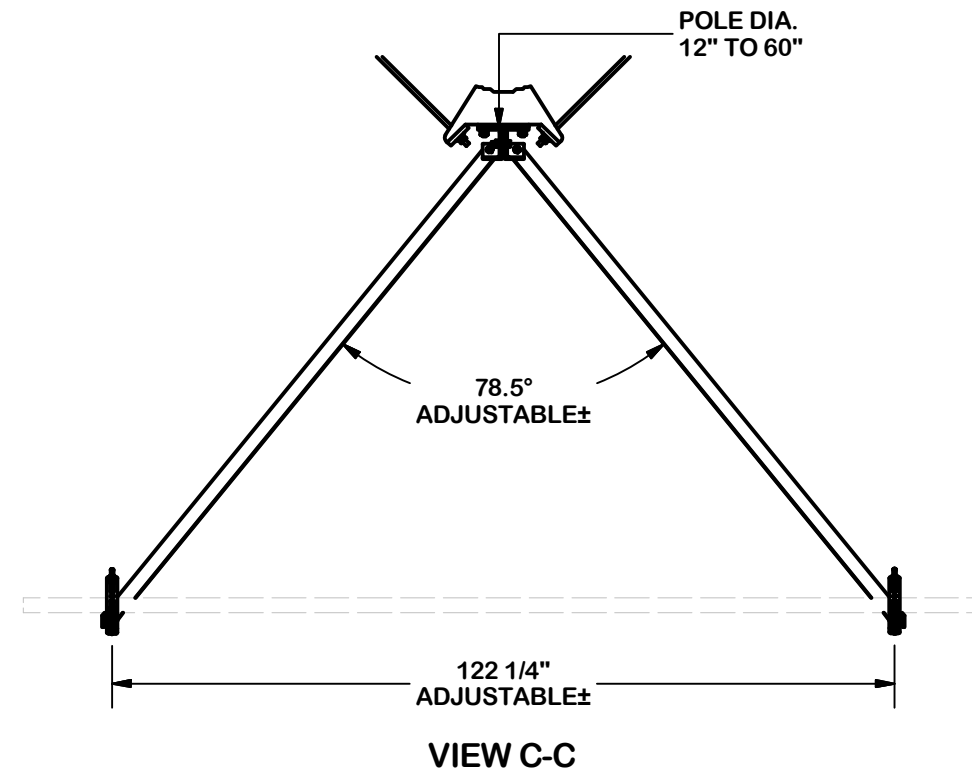
CPD NO. SP1	DRAWN BY CSL 10/23/2017	ENG. APPROVAL
CLASS 81	SUB 01	DRAWING USAGE CUSTOMER
CHECKED BY		

SITE PRO 1
 A valmont COMPANY

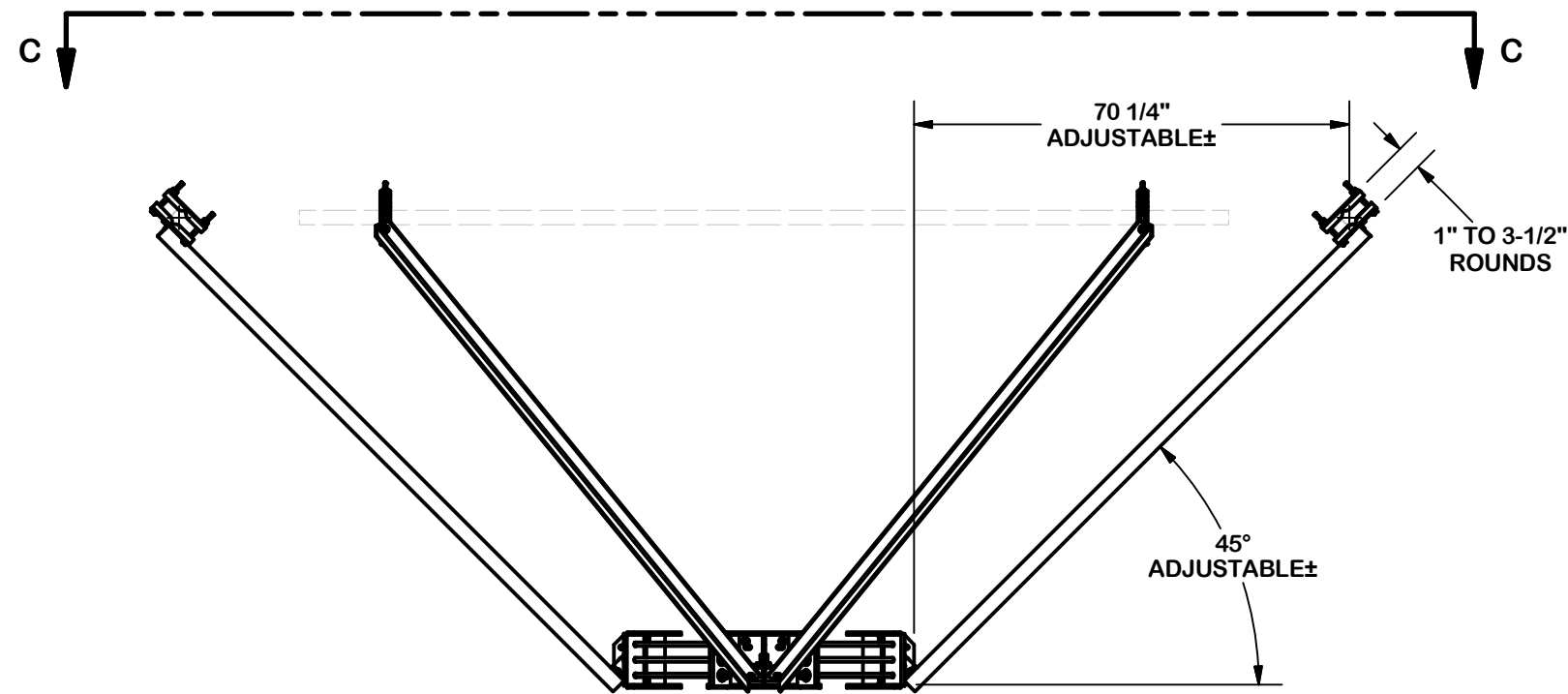
Engineering Support Team:
 1-888-753-7446

Locations:
 New York, NY
 Atlanta, GA
 Los Angeles, CA
 Plymouth, IN
 Salem, OR
 Dallas, TX

PART NO. PQ-SFS	DWG. NO. PQ-SFS
--------------------	--------------------



VERTICAL POSITION



NOTES:

1. 3.5"Ø MAX HANDRAIL CONNECTION
2. 12" TO 60" POLE Ø
3. FIELD CUT/DRILL ANG21214-10-50 TO SUIT
4. PLACE A FLAT WASHER OVER EVERY SLOT

TOLERANCE NOTES

TOLERANCES ON DIMENSIONS, UNLESS OTHERWISE NOTED ARE:
 SAWED, SHEARED AND GAS CUT EDGES (± 0.030")
 DRILLED AND GAS CUT HOLES (± 0.030") - NO CONING OF HOLES
 LASER CUT EDGES AND HOLES (± 0.010") - NO CONING OF HOLES
 BENDS ARE ± 1/2 DEGREE
 ALL OTHER MACHINING (± 0.030")
 ALL OTHER ASSEMBLY (± 0.060")

PROPRIETARY NOTE:
 THE DATA AND TECHNIQUES CONTAINED IN THIS DRAWING ARE PROPRIETARY INFORMATION OF VALMONT INDUSTRIES AND CONSIDERED A TRADE SECRET. ANY USE OR DISCLOSURE WITHOUT THE CONSENT OF VALMONT INDUSTRIES IS STRICTLY PROHIBITED.

DESCRIPTION
HANDRAIL REINFORCEMENT KIT (QUAD)

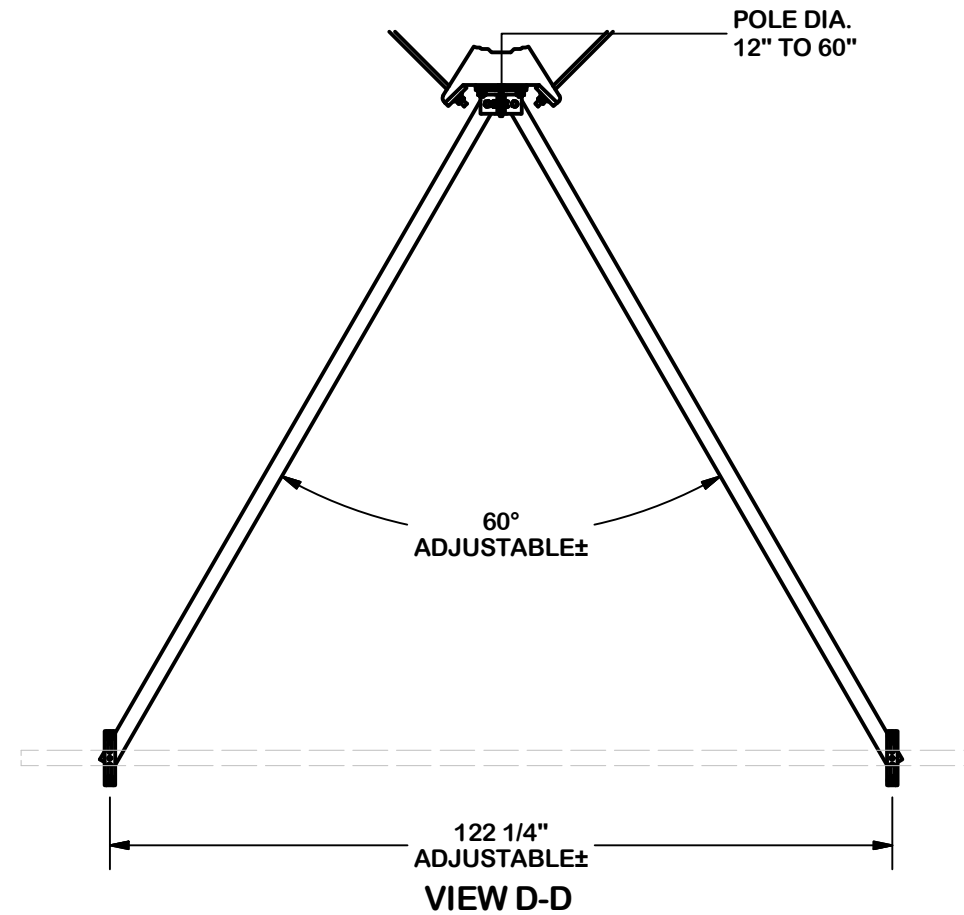
CPD NO. SP1	DRAWN BY CSL 10/23/2017	ENG. APPROVAL
CLASS 81	SUB 01	DRAWING USAGE CUSTOMER
CHECKED BY		

A valmont COMPANY

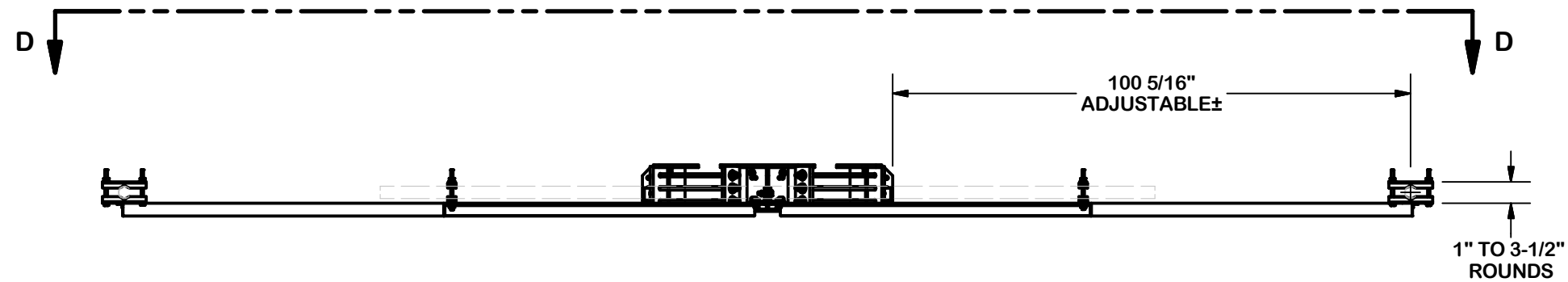
Locations:
 New York, NY
 Atlanta, GA
 Los Angeles, CA
 Plymouth, IN
 Salem, OR
 Dallas, TX

Engineering Support Team:
 1-888-753-7446

PART NO.	PQ-SFS
DWG. NO.	PQ-SFS



HORIZONTAL POSITION



NOTES:

1. 3.5"Ø MAX HANDRAIL CONNECTION
2. 12" TO 60" POLE Ø
3. FIELD CUT/DRILL ANG21214-10-50 TO SUIT
4. PLACE A FLAT WASHER OVER EVERY SLOT

TOLERANCE NOTES
 TOLERANCES ON DIMENSIONS, UNLESS OTHERWISE NOTED ARE:
 SAWED, SHEARED AND GAS CUT EDGES (± 0.030")
 DRILLED AND GAS CUT HOLES (± 0.030") - NO CONING OF HOLES
 LASER CUT EDGES AND HOLES (± 0.010") - NO CONING OF HOLES
 BENDS ARE ± 1/2 DEGREE
 ALL OTHER MACHINING (± 0.030")
 ALL OTHER ASSEMBLY (± 0.060")

PROPRIETARY NOTE:
 THE DATA AND TECHNIQUES CONTAINED IN THIS DRAWING ARE PROPRIETARY INFORMATION OF VALMONT INDUSTRIES AND CONSIDERED A TRADE SECRET. ANY USE OR DISCLOSURE WITHOUT THE CONSENT OF VALMONT INDUSTRIES IS STRICTLY PROHIBITED.

DESCRIPTION
HANDRAIL REINFORCEMENT KIT (QUAD)

CPD NO. SP1	DRAWN BY CSL 10/23/2017	ENG. APPROVAL
CLASS 81	SUB 01	DRAWING USAGE CUSTOMER
CHECKED BY		

SITE PRO 1
 A valmont COMPANY

Engineering Support Team:
 1-888-753-7446

Locations:
 New York, NY
 Atlanta, GA
 Los Angeles, CA
 Plymouth, IN
 Salem, OR
 Dallas, TX

PART NO. PQ-SFS	PAGE 3 OF 3
DWG. NO. PQ-SFS	