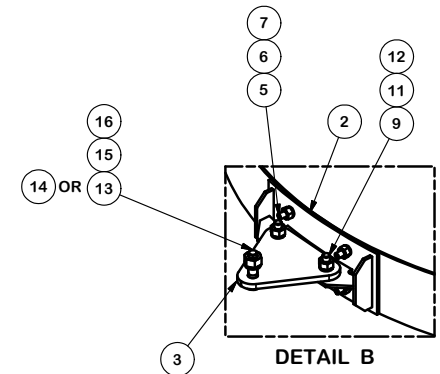
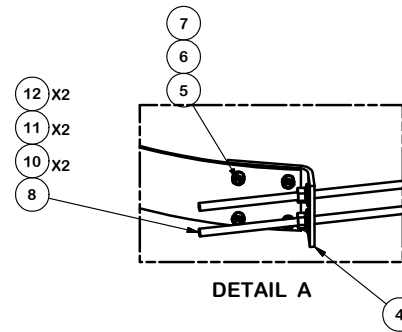


PARTS LIST						
ITEM	QTY	PART NO.	PART DESCRIPTION	LENGTH	UNIT WT.	NET WT.
1	6	X-114999	CHIMNEY STRAP		19.74	118.46
2	6	X-115582	ANTENNA MOUNTING PLATE		9.42	56.53
3	6	X-RCMSIP	RCM SECTOR FRAME INTERFACE PLATE	8 1/4 in	5.96	35.77
4	12	X-114177	FORMED END PLATE	9 in	5.84	70.02
5	72	CB12112	1/2" X 1-1/2" CARRIAGE BOLT		0.13	9.29
6	72	G12LW	1/2" HDG LOCKWASHER	1/8 in	0.01	1.00
7	72	G12NUT	1/2" HDG HEAVY 2H HEX NUT		0.07	5.16
8	12	G58R-36	5/8" x 36" THREADED ROD (HDG.)		0.40	4.79
9	12	G5802	5/8" x 2" HDG HEX BOLT GR5		0.27	3.24
10	24	G58FW	5/8" HDG USS FLATWASHER	1/8 in	0.07	1.69
11	36	G58LW	5/8" HDG LOCKWASHER		0.03	0.94
12	36	G58NUT	5/8" HDG HEAVY 2H HEX NUT		0.13	4.68
13	6	A34234	3/4"-10 X 2-3/4" A325 BOLT WITH 1-3/8" THREAD	2 3/4 in	0.54	3.22
14	6	A34212	3/4" x 2-1/2" UNC HEX BOLT (A325)	2 1/2 in	0.48	2.87
15	6	G34LW	3/4" HDG LOCKWASHER		0.04	0.26
16	6	G34NUT	3/4" HDG HEAVY 2H HEX NUT		0.21	1.27
					TOTAL WT. #	352.04



TOLERANCE NOTES

TOLERANCES ON DIMENSIONS, UNLESS OTHERWISE NOTED ARE:
 SAWED, SHEARED AND GAS CUT EDGES ($\pm 0.030"$)
 DRILLED AND GAS CUT HOLES ($\pm 0.030"$) - NO CONING OF HOLES
 LASER CUT EDGES AND HOLES ($\pm 0.010"$) - NO CONING OF HOLES
 BENDS ARE $\pm 1/2$ DEGREE
 ALL OTHER MACHINING ($\pm 0.030"$)
 ALL OTHER ASSEMBLY ($\pm 0.060"$)

PROPRIETARY NOTE:
 THE DATA AND TECHNIQUES CONTAINED IN THIS DRAWING ARE PROPRIETARY INFORMATION OF VALMONT INDUSTRIES AND CONSIDERED A TRADE SECRET. ANY USE OR DISCLOSURE WITHOUT THE CONSENT OF VALMONT INDUSTRIES IS STRICTLY PROHIBITED.

DESCRIPTION
 5' TO 6'
 ROUND CHIMNEY MOUNT KIT

SITE PRO 1
 Engineering Support Team:
 1-888-753-7446

Locations:
 New York, NY
 Atlanta, GA
 Los Angeles, CA
 Plymouth, IN
 Salem, OR
 Dallas, TX

CPD NO.	DRAWN BY	ENG. APPROVAL
CLASS	DRAWING USAGE	CHECKED BY
81	02	CUSTOMER
		BMC 5/9/2017

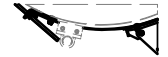
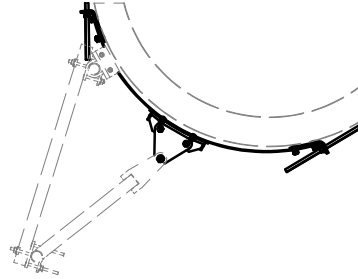
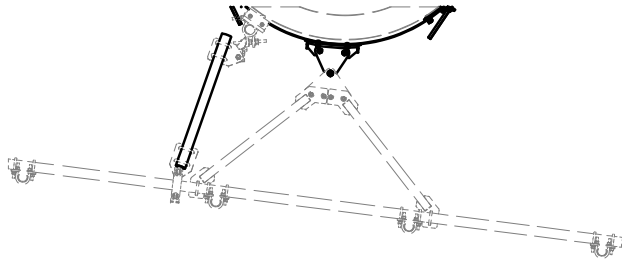
PART NO.	RCM56
DWG. NO.	RCM56

SECTOR FRAMES

PIVOT SIDE ARMS

FIXED PIPEMOUNTS

ADJUSTABLE PIPE MOUNTS

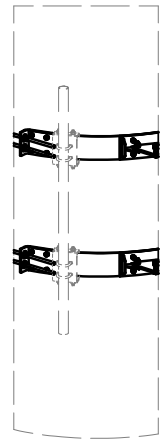
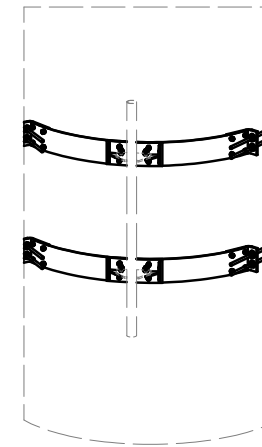
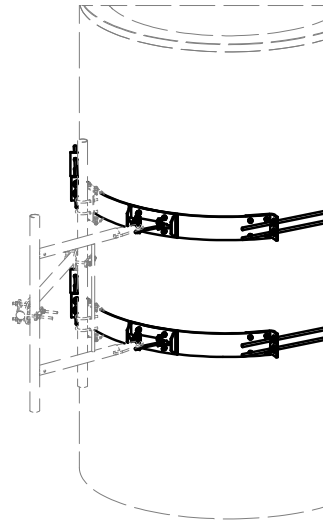
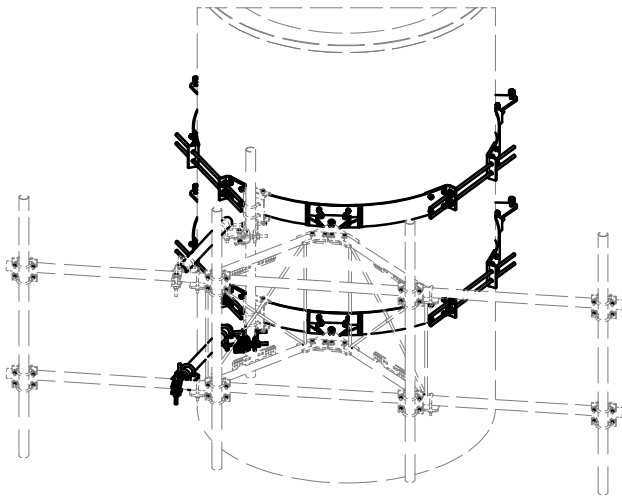


VFAxx-SD
VFAxx-HD

PSA6
PSA3

X-B1161 - 2-3/8" O.D. X 60" PIPE - STRAIGHT
X-B965 - 4-1/2" O.D. X 60" PIPE - STRAIGHT
X-B967 - 4-1/2" O.D. X 60" PIPE - TAPERED

RC-PM23 &
2-3/8" O.D. PIPE



TOLERANCE NOTES

TOLERANCES ON DIMENSIONS, UNLESS OTHERWISE NOTED ARE:
SAWED, SHEARED AND GAS CUT EDGES ($\pm 0.030"$)
DRILLED AND GAS CUT HOLES ($\pm 0.030"$) - NO CONING OF HOLES
LASER CUT EDGES AND HOLES ($\pm 0.010"$) - NO CONING OF HOLES
BENDS ARE $\pm 1/2$ DEGREE
ALL OTHER MACHINING ($\pm 0.030"$)
ALL OTHER ASSEMBLY ($\pm 0.060"$)

PROPRIETARY NOTE:
 THE DATA AND TECHNIQUES CONTAINED IN THIS DRAWING ARE PROPRIETARY INFORMATION OF VALMONT INDUSTRIES AND CONSIDERED A TRADE SECRET. ANY USE OR DISCLOSURE WITHOUT THE CONSENT OF VALMONT INDUSTRIES IS STRICTLY PROHIBITED.

DESCRIPTION

5' TO 6'
ROUND CHIMNEY MOUNT KIT

CPD NO.	DRAWN BY	ENG. APPROVAL
CLASS	DRAWING USAGE	CHECKED BY
81	02	CUSTOMER
		BMC 5/9/2017



A valmont COMPANY

Engineering
Support Team:
1-888-753-7446

Locations:
New York, NY
Atlanta, GA
Los Angeles, CA
Plymouth, IN
Salem, OR
Dallas, TX

PART NO.	RCM56
DWG. NO.	RCM56