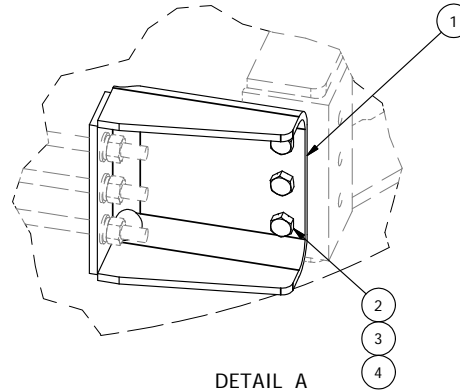
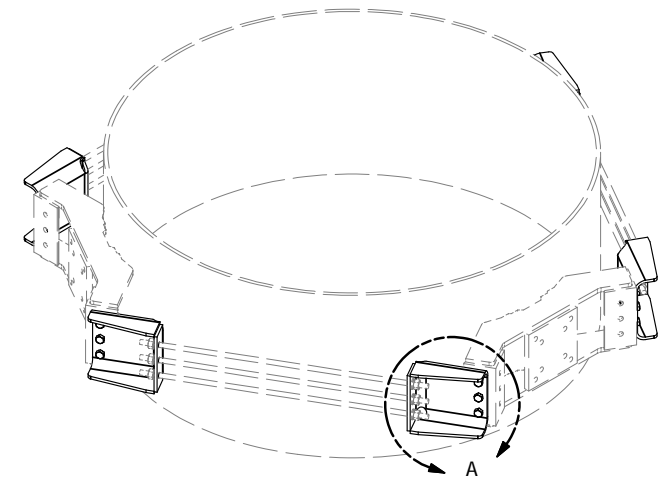
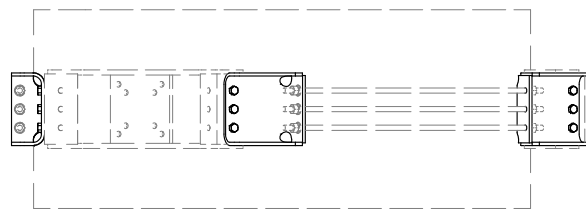


PARTS LIST						
ITEM	QTY	PART NO.	PART DESCRIPTION	LENGTH	UNIT WT.	NET WT.
1	6	X-178627	BENT EXTENSION BRACKET		15.80	94.79
2	18	A5802	5/8" x 2" HDG A325 HEX BOLT		0.27	4.89
3	18	G58LW	5/8" HDG LOCKWASHER		0.03	0.47
4	18	A58NUT	5/8" HDG A325 HEX NUT		0.13	2.34
					TOTAL WT. #	105.90



DETAIL A



TOLERANCE NOTES

**TOLERANCES ON DIMENSIONS, UNLESS OTHERWISE NOTED ARE:
 SAWED, SHEARED AND GAS CUT EDGES ($\pm 0.030"$)
 DRILLED AND GAS CUT HOLES ($\pm 0.030"$) - NO CONING OF HOLES
 LASER CUT EDGES AND HOLES ($\pm 0.010"$) - NO CONING OF HOLES
 BENDS ARE $\pm 1/2$ DEGREE
 ALL OTHER MACHINING ($\pm 0.030"$)
 ALL OTHER ASSEMBLY ($\pm 0.060"$)**

**PROPRIETARY NOTE:
 THE DATA AND TECHNIQUES CONTAINED IN THIS DRAWING ARE PROPRIETARY INFORMATION OF VALMONT
 INDUSTRIES AND CONSIDERED A TRADE SECRET. ANY USE OR DISCLOSURE WITHOUT THE CONSENT OF
 VALMONT INDUSTRIES IS STRICTLY PROHIBITED.**

DESCRIPTION
**OPTIONAL LARGE DIAMETER
 ADAPTER ASSEMBLY
 (USED WITH LWRM)**

CPD NO.	DRAWN BY	ENG. APPROVAL
	KC8 5/22/2012	
CLASS	SUB	DRAWING USAGE
81	01	CUSTOMER
		CHECKED BY
		CEK 8/20/2012



A valmont COMPANY

Locations:
 New York, NY
 Atlanta, GA
 Los Angeles, CA
 Plymouth, IN
 Salem, OR
 Dallas, TX

Engineering Support Team:
 1-888-753-7446

PART NO.	RM-ADK
DWG. NO.	RM-ADK