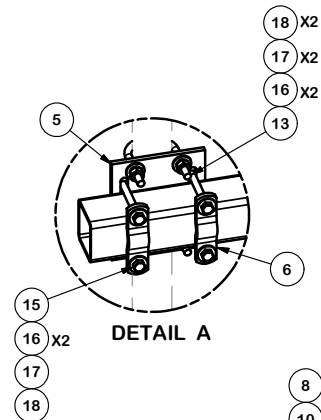
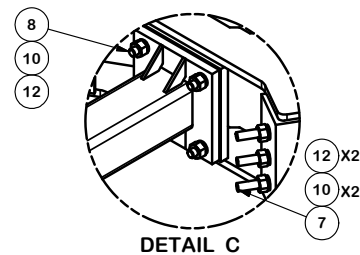


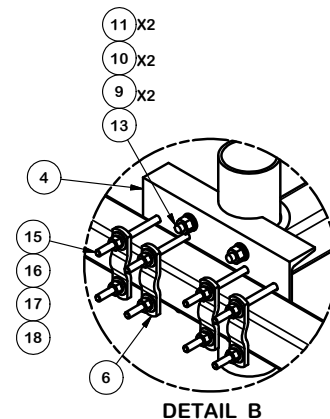
| PARTS LIST | | | | | | |
|------------|-----|------------|--|----------|-------------|---------|
| ITEM | QTY | PART NO. | PART DESCRIPTION | LENGTH | UNIT WT. | NET WT. |
| 1 | 3 | X-LWRM | RING MOUNT WELDMENT | | 68.81 | 206.42 |
| 2 | 3 | X-SV197-36 | SUPPORT ARM WELDMENT - 36" | | 67.93 | 203.80 |
| 3 | 3 | SQ360 | 3 1/2" X 60" SQUARE TUBE | 60 in | 43.23 | 129.70 |
| 4 | 3 | X-SP216 | LARGE SUPPORT CROSS PLATE | | 20.83 | 62.48 |
| 5 | 6 | SCX4 | CROSSOVER PLATE | 8 1/2 in | 6.02 | 36.13 |
| 6 | 24 | X-100064 | CLAMP (4" V-CLAMP) GALVANIZED | | 0.91 | 21.91 |
| 7 | 9 | G58R-24 | 5/8" x 24" THREADED ROD (HDG.) | 24 in | 0.40 | 3.59 |
| 7 | 9 | G58R-14 | 5/8" x 14" THREADED ROD (HDG.) | | 0.40 | 3.59 |
| 8 | 12 | A58234 | 5/8" x 2-3/4" HDG A325 HEX BOLT | 2 3/4 in | 0.36 | 4.27 |
| 9 | 12 | A58FW | 5/8" HDG A325 FLATWASHER | | 0.03 | 0.41 |
| 10 | 42 | G58LW | 5/8" HDG LOCKWASHER | | 0.03 | 1.10 |
| 11 | 12 | A58NUT | 5/8" HDG A325 HEX NUT | | 0.13 | 1.56 |
| 12 | 30 | G58NUT | 5/8" HDG HEAVY 2H HEX NUT | | 0.13 | 3.90 |
| 13 | 6 | X-UB5458 | 5/8" X 4-5/8" X 7" X 3" U-BOLT (HDG.) | | 0.26 | 1.54 |
| 13 | 12 | X-UB1300 | 1/2" X 3" X 5" X 2" U-BOLT (HDG.) | | 0.70 | 8.36 |
| 14 | 12 | X-UB1212 | 1/2" X 2-1/2" X 4-1/2" X 2" U-BOLT (HDG.) | | 0.63 | 7.50 |
| 15 | 48 | G12065 | 1/2" x 6-1/2" HDG HEX BOLT GR5 FULL THREAD | 6 1/2 in | 0.41 | 19.66 |
| 16 | 120 | G12FW | 1/2" HDG USS FLATWASHER | 3/32 in | 0.03 | 4.09 |
| 17 | 72 | G12LW | 1/2" HDG LOCKWASHER | 1/8 in | 0.01 | 1.00 |
| 18 | 72 | G12NUT | 1/2" HDG HEAVY 2H HEX NUT | | 0.07 | 5.16 |
| | | | | | TOTAL WT. # | 754.52 |



DETAIL A



DETAIL C



DETAIL B

TOLERANCE NOTES

TOLERANCES ON DIMENSIONS, UNLESS OTHERWISE NOTED ARE:
 SAWED, SHEARED AND GAS CUT EDGES ($\pm 0.030"$)
 DRILLED AND GAS CUT HOLES ($\pm 0.030"$) - NO CONING OF HOLES
 LASER CUT EDGES AND HOLES ($\pm 0.010"$) - NO CONING OF HOLES
 BENDS ARE $\pm 1/2$ DEGREE
 ALL OTHER MACHINING ($\pm 0.030"$)
 ALL OTHER ASSEMBLY ($\pm 0.060"$)

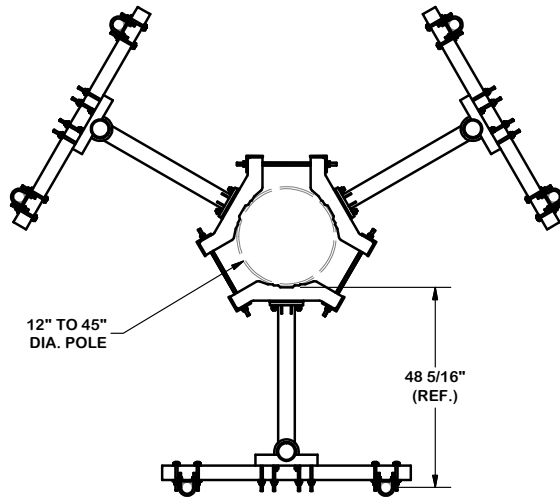
PROPRIETARY NOTE:
 THE DATA AND TECHNIQUES CONTAINED IN THIS DRAWING ARE PROPRIETARY INFORMATION OF VALMONT INDUSTRIES AND CONSIDERED A TRADE SECRET. ANY USE OR DISCLOSURE WITHOUT THE CONSENT OF VALMONT INDUSTRIES IS STRICTLY PROHIBITED.

DESCRIPTION
MONOPOLE TRIPLE T-ARM FOR 6 ANTENNAS

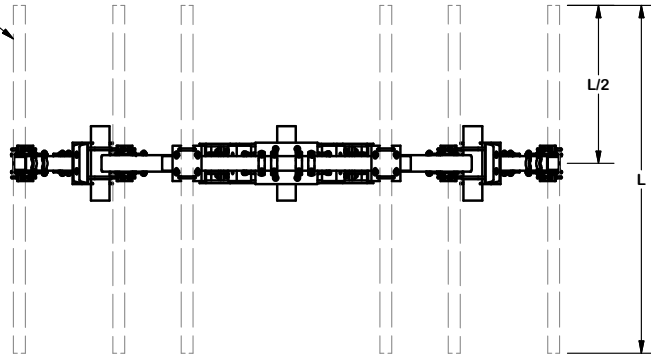
| | | |
|--------------------|------------------------------------|----------------------------------|
| CPD NO. | DRAWN BY CEK 4/28/2017 | ENG. APPROVAL |
| CLASS 81 | SUB 01 | DRAWING USAGE CUSTOMER |
| | CHECKED BY BMC 5/12/2017 | |

SITE PRO 1
 A valmont COMPANY
 Engineering Support Team:
 1-888-753-7446
 Locations:
 New York, NY
 Atlanta, GA
 Los Angeles, CA
 Plymouth, IN
 Salem, OR
 Dallas, TX

| | |
|----------|------------------|
| PART NO. | RMV5-SQNP |
| DWG. NO. | RMV5-SQNP |



2-3/8" TO 2-7/8" O.D.
ANTENNA PIPE
(ORDER SEPARATELY)



TOLERANCE NOTES

TOLERANCES ON DIMENSIONS, UNLESS OTHERWISE NOTED ARE:
 SAWED, SHEARED AND GAS CUT EDGES ($\pm 0.030"$)
 DRILLED AND GAS CUT HOLES ($\pm 0.030"$) - NO CONING OF HOLES
 LASER CUT EDGES AND HOLES ($\pm 0.010"$) - NO CONING OF HOLES
 BENDS ARE $\pm 1/2$ DEGREE
 ALL OTHER MACHINING ($\pm 0.030"$)
 ALL OTHER ASSEMBLY ($\pm 0.060"$)

PROPRIETARY NOTE:
 THE DATA AND TECHNIQUES CONTAINED IN THIS DRAWING ARE PROPRIETARY INFORMATION OF VALMONT INDUSTRIES AND CONSIDERED A TRADE SECRET. ANY USE OR DISCLOSURE WITHOUT THE CONSENT OF VALMONT INDUSTRIES IS STRICTLY PROHIBITED.

DESCRIPTION
 MONOPOLE TRIPLE T-ARM
 FOR 6 ANTENNAS

| | | |
|---------|----------|---------------|
| CPD NO. | DRAWN BY | ENG. APPROVAL |
| CLASS | SUB | DRAWING USAGE |
| 81 | 01 | CUSTOMER |
| | CEK | 4/28/2017 |
| | BMC | 5/12/2017 |

SITE PRO 1
 A valmont COMPANY

Engineering Support Team:
 1-888-753-7446

Locations:
 New York, NY
 Atlanta, GA
 Los Angeles, CA
 Plymouth, IN
 Salem, OR
 Dallas, TX

| | |
|----------|-----------|
| PART NO. | RMV5-SQNP |
| DWG. NO. | RMV5-SQNP |