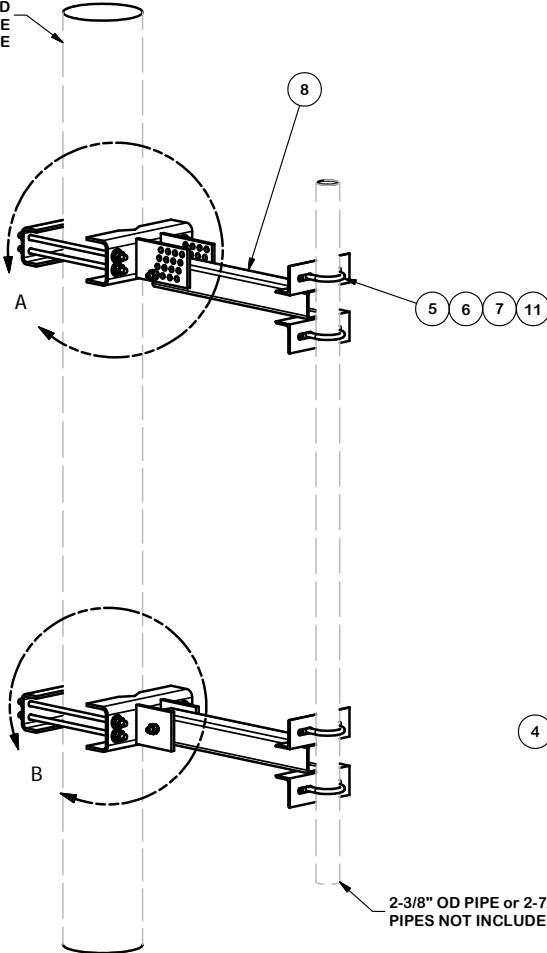
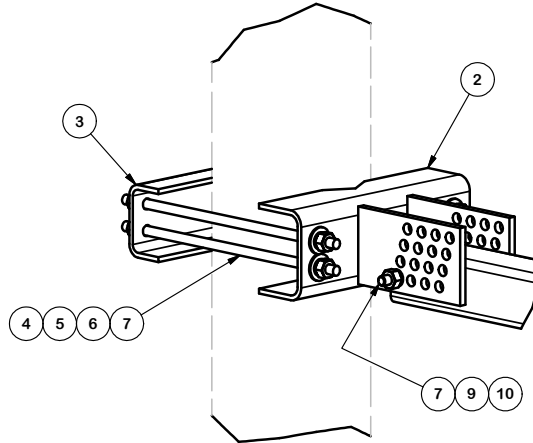


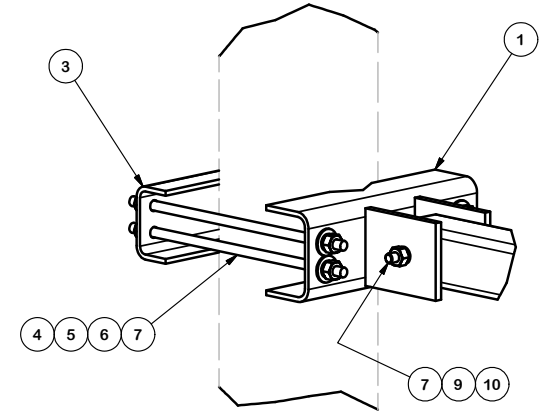
TOWER LEG  
1" TO 8" DIA. ROUND  
1-1/2" TO 8" 60° ANGLE  
1-1/2" TO 6" 90° ANGLE



2-3/8" OD PIPE or 2-7/8" OD PIPE  
PIPES NOT INCLUDED



DETAIL A  
UPPER MOUNTING BRACKET



DETAIL B  
LOWER MOUNTING BRACKET

PARTS LIST						
ITEM	QTY	PART NO.	PART DESCRIPTION	LENGTH	UNIT WT.	NET WT.
1	1	CFS	LOWER GATE FOOT WELDMENT		12.72	12.72
2	1	CFM	UPPER GATE FOOT WELDMENT		13.90	13.90
3	2	GBB	GATE BACKING BAR		4.53	9.06
4	8	G12R-15	1/2" x 15" GALV. THREADED ROD		0.84	6.69
4	8	G12R-12	1/2" x 12" GALV. THREADED ROD		0.67	5.35
5	24	G12NUT	1/2" HDG HEAVY 2H HEX NUT		0.07	1.72
6	24	G12FW	1/2" HDG USS FLATWASHER		0.03	0.82
7	26	G12LW	1/2" HDG LOCKWASHER		0.01	0.36
8	2	X-UAPM22	UNIVERSAL ANGLE TUBE 22"		16.76	33.53
9	2	A12NUT	1/2" HDG A325 HEX NUT		0.07	0.14
10	2	A1205	1/2" x 5" A325 HDG BOLT		0.34	0.69
11	4	X-UB1212	1/2" X 2-1/2" X 4-1/2" X 2" GALV. U-BOLT		0.66	2.63
11	4	X-UB1300	1/2" X 3" X 5" X 2" GALV U-BOLT		0.70	2.79
					TOTAL WT. #	92.99

**TOLERANCE NOTES**

TOLERANCES ON DIMENSIONS, UNLESS OTHERWISE NOTED ARE:  
 SAWED, SHEARED AND GAS CUT EDGES ( $\pm 0.030"$ )  
 DRILLED AND GAS CUT HOLES ( $\pm 0.030"$ ) - NO CONING OF HOLES  
 LASER CUT EDGES AND HOLES ( $\pm 0.010"$ ) - NO CONING OF HOLES  
 BENDS ARE  $\pm 1/2$  DEGREE  
 ALL OTHER MACHINING ( $\pm 0.030"$ )  
 ALL OTHER ASSEMBLY ( $\pm 0.060"$ )

PROPRIETARY NOTE:  
 THE DATA AND TECHNIQUES CONTAINED IN THIS DRAWING ARE PROPRIETARY INFORMATION OF VALMONT INDUSTRIES AND CONSIDERED A TRADE SECRET. ANY USE OR DISCLOSURE WITHOUT THE CONSENT OF VALMONT INDUSTRIES IS STRICTLY PROHIBITED.

DESCRIPTION

2' STAND-OFF, 2-3/8" AND 2-7/8" OD PIPE  
 UNIVERSAL SLIDING TAPERED PIPE MOUNT

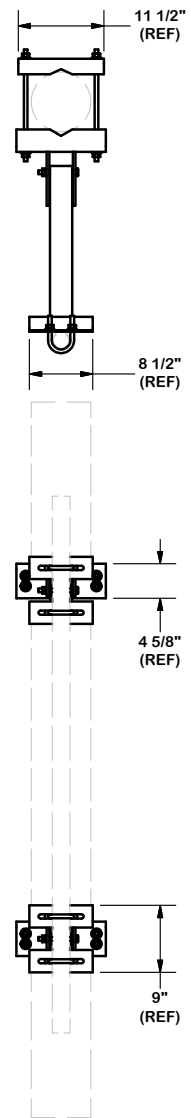
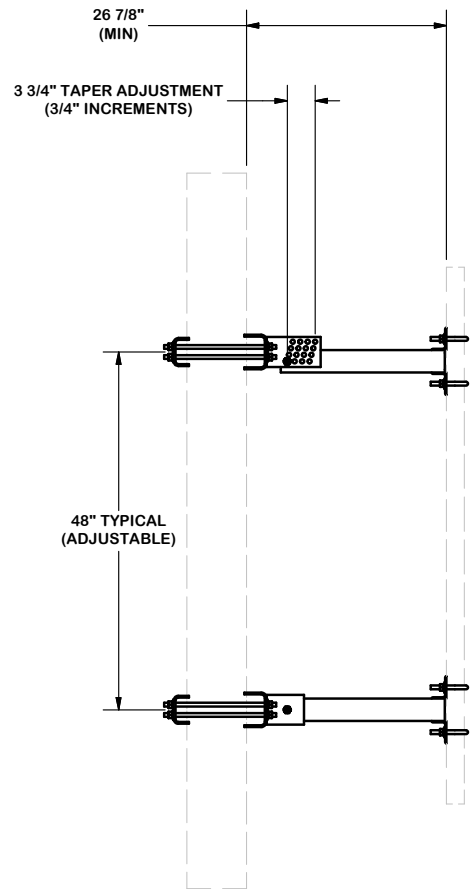
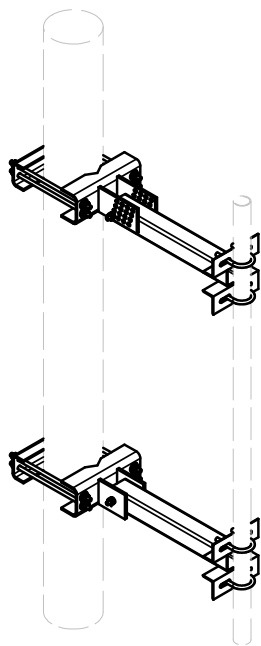
CPD NO. 4711	DRAWN BY RH18 3/22/2010	ENG. APPROVAL
CLASS 81	SUB 01	DRAWING USAGE CUSTOMER
CHECKED BY BMC 4/22/2010		



Engineering Support Team:  
 1-888-753-7446

Locations:  
 New York, NY  
 Atlanta, GA  
 Los Angeles, CA  
 Plymouth, IN  
 Salem, OR  
 Dallas, TX

PART NO. TAM-2U-L
DWG. NO. TAM-2U-L



**TOLERANCE NOTES**

**TOLERANCES ON DIMENSIONS, UNLESS OTHERWISE NOTED ARE:  
 SAWED, SHEARED AND GAS CUT EDGES ( $\pm 0.030$ " )  
 DRILLED AND GAS CUT HOLES ( $\pm 0.030$ " ) - NO CONING OF HOLES  
 LASER CUT EDGES AND HOLES ( $\pm 0.010$ " ) - NO CONING OF HOLES  
 BENDS ARE  $\pm 1/2$  DEGREE  
 ALL OTHER MACHINING ( $\pm 0.030$ " )  
 ALL OTHER ASSEMBLY ( $\pm 0.060$ " )**

PROPRIETARY NOTE:  
 THE DATA AND TECHNIQUES CONTAINED IN THIS DRAWING ARE PROPRIETARY INFORMATION OF VALMONT INDUSTRIES AND CONSIDERED A TRADE SECRET. ANY USE OR DISCLOSURE WITHOUT THE CONSENT OF VALMONT INDUSTRIES IS STRICTLY PROHIBITED.

**DESCRIPTION**  
 2' STAND-OFF, 2-3/8" AND 2-7/8" OD PIPE  
 UNIVERSAL SLIDING TAPERED PIPE MOUNT

 <b>A valmont COMPANY</b>	Engineering Support Team: 1-888-753-7446	Locations: New York, NY Atlanta, GA Los Angeles, CA Plymouth, IN Salem, OR Dallas, TX
	PART NO. <b>TAM-2U-L</b>	

CPD NO. <b>4711</b>	DRAWN BY <b>RH18 3/22/2010</b>	ENG. APPROVAL
CLASS <b>81</b>	SUB <b>01</b>	DRAWING USAGE <b>CUSTOMER</b>
CHECKED BY <b>BMC 4/22/2010</b>		DWG. NO. <b>TAM-2U-L</b>