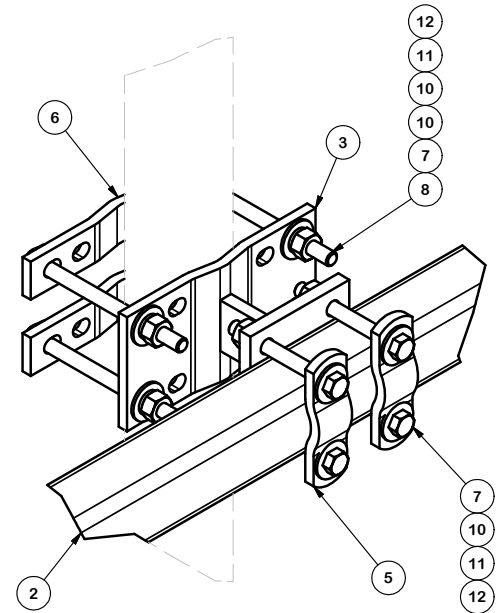


DETAIL A



DETAIL B

PARTS LIST						
ITEM	QTY	PART NO.	PART DESCRIPTION	LENGTH	UNIT WT.	NET WT.
1	1	P472	4-1/2" X 72" SCH. 40 GALVANIZED PIPE		64.89	64.89
2	2	X-116146	3/16" x 2.5" x 2.5" SQ TUBE	80 in	37.34	74.69
3	4	X-135543	MOUNTING BRACKET STANDOFF		7.38	29.53
4	2	SCX4	CROSSOVER PLATE	8 1/2 in	6.02	12.04
5	12	X-116165	3" V-CLAMP		0.74	8.91
6	8	X-116344	V-CLAMP (4" & 6 5/8" HOLE CENTERS)	8 5/8 in	1.29	10.31
7	40	G12045	1/2" x 4.5" HDG HEX BOLT GR5 FULL THREAD	4 1/2 in	0.30	11.92
8	16	G12065	1/2" x 6-1/2" HDG HEX BOLT GR5 FULL THREAD	6 1/2 in	0.41	6.55
9	4	X-UB1458	1/2" X 4-5/8" X 7" X 3" GALV U-BOLT		0.97	3.89
10	72	G12FW	1/2" HDG USS FLATWASHER		0.03	2.45
11	48	G12LW	1/2" HDG LOCKWASHER		0.01	0.67
12	48	G12NUT	1/2" HDG HEAVY 2H HEX NUT		0.07	3.43
TOTAL WT. #						240.00

TOLERANCE NOTES

TOLERANCES ON DIMENSIONS, UNLESS OTHERWISE NOTED ARE:
 SAWED, SHEARED AND GAS CUT EDGES ($\pm 0.030"$)
 DRILLED AND GAS CUT HOLES ($\pm 0.030"$) - NO CONING OF HOLES
 LASER CUT EDGES AND HOLES ($\pm 0.010"$) - NO CONING OF HOLES
 BENDS ARE $\pm 1/2$ DEGREE
 ALL OTHER MACHINING ($\pm 0.030"$)
 ALL OTHER ASSEMBLY ($\pm 0.060"$)

PROPRIETARY NOTE:
 THE DATA AND TECHNIQUES CONTAINED IN THIS DRAWING ARE PROPRIETARY INFORMATION OF VALMONT INDUSTRIES AND CONSIDERED A TRADE SECRET. ANY USE OR DISCLOSURE WITHOUT THE CONSENT OF VALMONT INDUSTRIES IS STRICTLY PROHIBITED.

DESCRIPTION
**TUBULAR-ARM
 PIPE MOUNT**
 80" FACE 4-1/2" PIPE

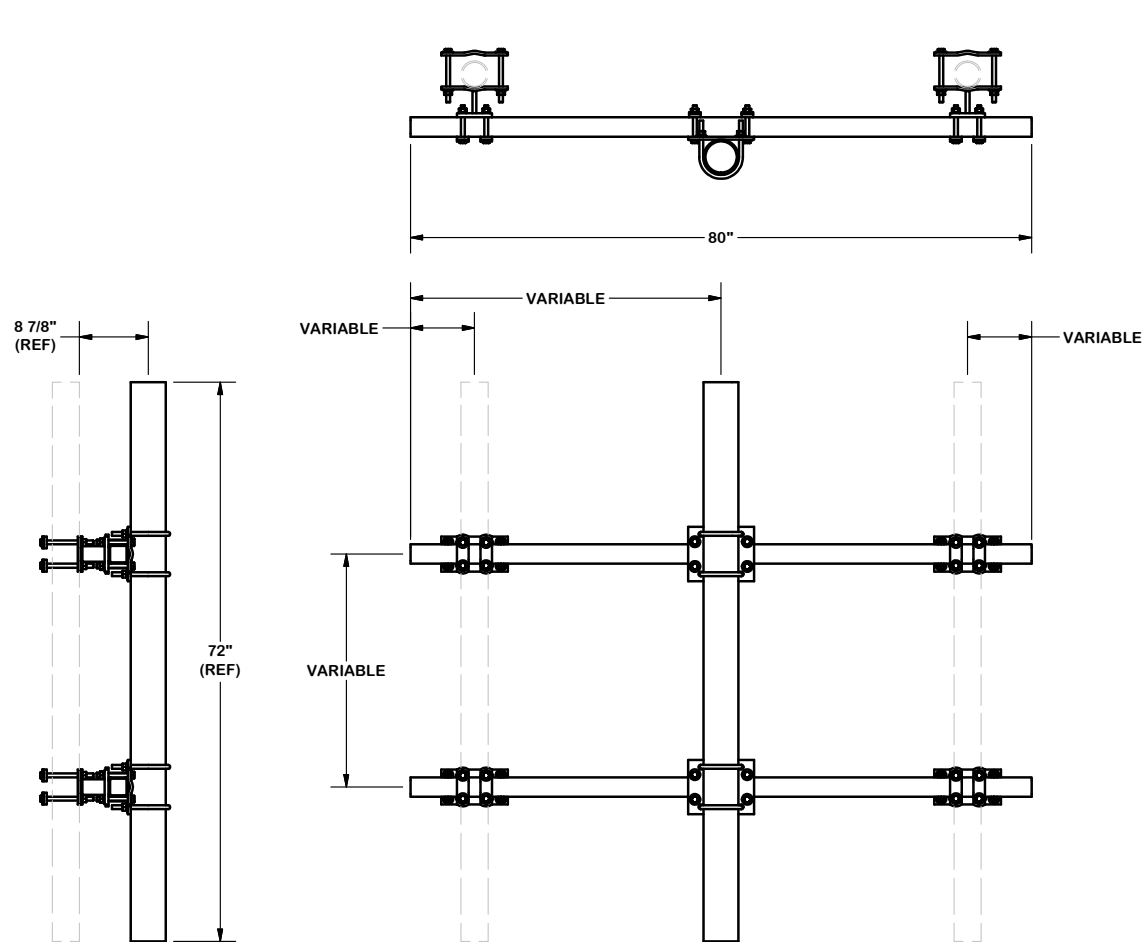
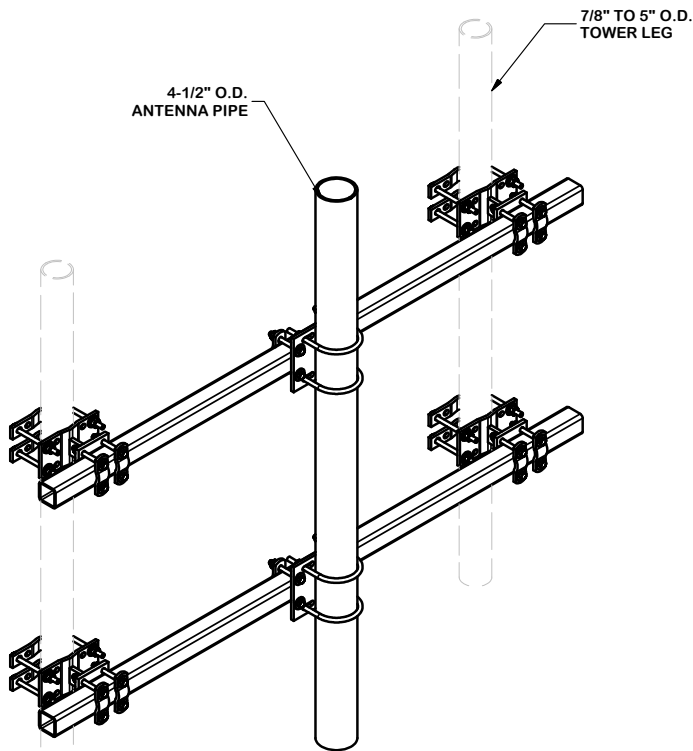
CPD NO. 5073	DRAWN BY BMC 3/29/2011	ENG. APPROVAL
CLASS 81	SUB 01	DRAWING USAGE CUSTOMER
CHECKED BY RCH 3/29/2011		

SITE PRO 1
 A valmont COMPANY

Engineering Support Team:
 1-888-753-7446

Locations:
 New York, NY
 Atlanta, GA
 Los Angeles, CA
 Plymouth, IN
 Salem, OR
 Dallas, TX

PART NO. TAP-472	1 OF 2
DWG. NO. TAP-472	



TOLERANCE NOTES

TOLERANCES ON DIMENSIONS, UNLESS OTHERWISE NOTED ARE:
 SAWED, SHEARED AND GAS CUT EDGES (± 0.030 ")
 DRILLED AND GAS CUT HOLES (± 0.030 ") - NO CONING OF HOLES
 LASER CUT EDGES AND HOLES (± 0.010 ") - NO CONING OF HOLES
 BENDS ARE $\pm 1/2$ DEGREE
 ALL OTHER MACHINING (± 0.030 ")
 ALL OTHER ASSEMBLY (± 0.060 ")

PROPRIETARY NOTE:
 THE DATA AND TECHNIQUES CONTAINED IN THIS DRAWING ARE PROPRIETARY INFORMATION OF VALMONT INDUSTRIES AND CONSIDERED A TRADE SECRET. ANY USE OR DISCLOSURE WITHOUT THE CONSENT OF VALMONT INDUSTRIES IS STRICTLY PROHIBITED.

DESCRIPTION
**TUBULAR-ARM
 PIPE MOUNT
 80" FACE 4-1/2" PIPE**

CPD NO. 5073	DRAWN BY BMC 3/29/2011	ENG. APPROVAL
CLASS 81	SUB 01	DRAWING USAGE CUSTOMER
CHECKED BY RCH 3/29/2011		



Locations:
 New York, NY
 Atlanta, GA
 Los Angeles, CA
 Plymouth, IN
 Salem, OR
 Dallas, TX

Engineering
 Support Team:
 1-888-753-7446

PART NO. TAP-472	PAGE 2 OF 2
DWG. NO. TAP-472	