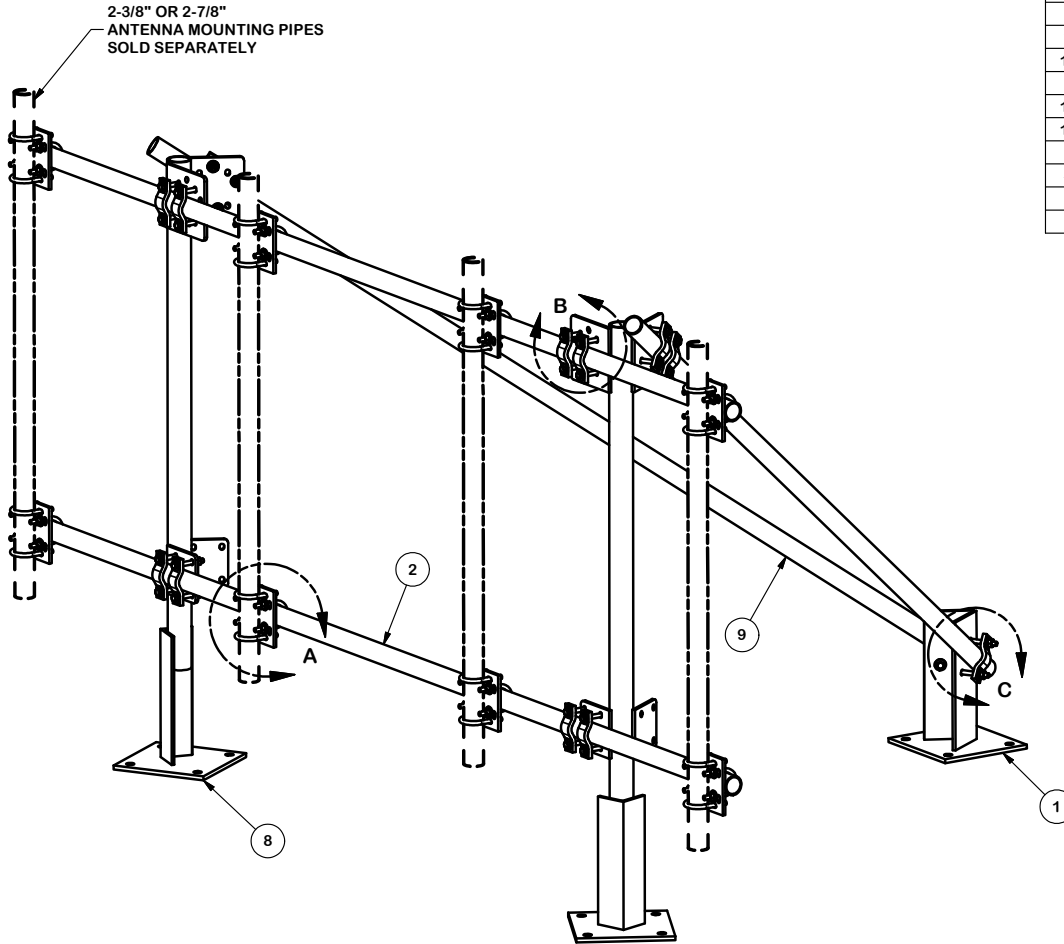
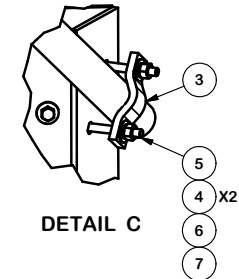
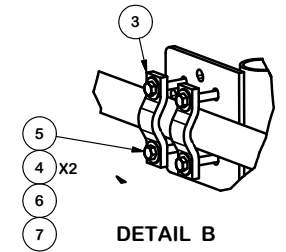
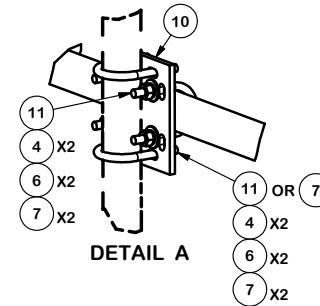


2-3/8" OR 2-7/8"
ANTENNA MOUNTING PIPES
SOLD SEPARATELY



PARTS LIST						
ITEM	QTY	PART NO.	PART DESCRIPTION	LENGTH	UNIT WT.	NET WT.
8	2	X-TP50	TALL BASE WELDMENT FOR TP1 ONE-SECTOR TRIPOD		89.24	178.48
1	1	X-TP25	SHORT BASE WELDMENT FOR TP1 ONE-SECTOR TRIPOD		42.71	42.71
2	2	P2150	2-3/8" O.D. X 150" SCH 40 GALVANIZED PIPE	150 in	45.77	91.54
9	2	P2120	2-3/8" x 120" (2" SCH. 40) GALVANIZED PIPE	120 in	38.81	77.62
10	8	SCX2	CROSSOVER PLATE	7 in	4.80	38.37
3	14	SCP	CLAMP HALF, 1/2" x 5-3/4"		1.29	18.10
13	16	X-UB1300	1/2" X 3" X 5" X 2" U-BOLT (HDG.)		0.67	10.70
11	32	X-UB1212	1/2" X 2-1/2" X 4-1/2" X 2" U-BOLT (HDG.)		0.60	19.11
5	28	G1204	1/2" x 4" HDG HEX BOLT GR5 FULL THREAD	4 in	0.27	7.56
4	120	G12FW	1/2" HDG USS FLATWASHER	3/32 in	0.03	4.09
6	92	G12LW	1/2" HDG LOCKWASHER	1/8 in	0.01	1.28
7	92	G12NUT	1/2" HDG HEAVY 2H HEX NUT		0.07	6.59



TOLERANCE NOTES

TOLERANCES ON DIMENSIONS, UNLESS OTHERWISE NOTED ARE:
 SAWED, SHEARED AND GAS CUT EDGES ($\pm 0.030"$)
 DRILLED AND GAS CUT HOLES ($\pm 0.030"$) - NO CONING OF HOLES
 LASER CUT EDGES AND HOLES ($\pm 0.010"$) - NO CONING OF HOLES
 BENDS AND ANGLES ARE $\pm 1/2$ DEGREE
 ALL OTHER MACHINING ($\pm 0.030"$)
 ALL OTHER ASSEMBLY ($\pm 0.060"$)

PROPRIETARY NOTE:
 THE DATA AND TECHNIQUES CONTAINED IN THIS DRAWING ARE PROPRIETARY INFORMATION OF VALMONT INDUSTRIES AND CONSIDERED A TRADE SECRET. ANY USE OR DISCLOSURE WITHOUT THE CONSENT OF VALMONT INDUSTRIES IS STRICTLY PROHIBITED.

DESCRIPTION
 PENETRATING ROOFTOP MOUNT
 WITH 12' 6" FACE

SITE PRO 1
 A valmont COMPANY
 Engineering Support Team:
 1-888-753-7446
 Locations:
 New York, NY
 Atlanta, GA
 Los Angeles, CA
 Plymouth, IN
 Salem, OR
 Dallas, TX
 Tampa, FL

CPD NO.	DRAWN BY CEK 8/12/2019	ENG. APPROVAL
CLASS 81	SUB 01	DRAWING USAGE CUSTOMER
	CHECKED BY BMC 8/22/2019	

PART NO.	TP1-12	PAGE 1 OF 1
DWG. NO.	TP1-12	