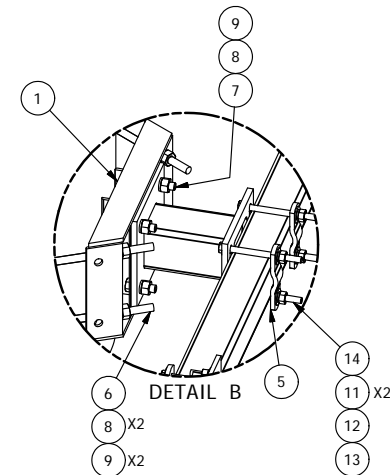
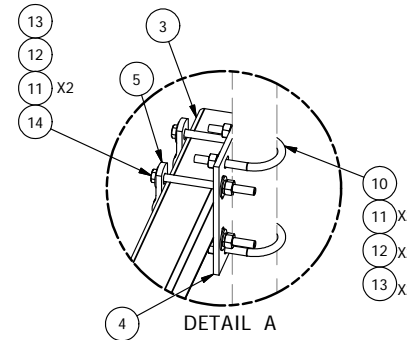


PARTS LIST							
ITEM	QTY	PART NO.	PART DESCRIPTION	LENGTH	UNIT WT.	NET WT.	
1	3	X-UGLM	MINI RING MOUNT WELDMENT		21.67	65.00	
2	3	X-WWM01	8" STAND-OFF ARM / WALL MOUNT		18.12	54.37	
3	3	SQ360	3 1/2" X 60" SQUARE TUBE	60 in	43.23	129.70	
4	6	SCX4	CROSSOVER PLATE	8 1/2 in	6.02	36.13	
5	18	X-100064	CLAMP (4" V-CLAMP) GALVANIZED		0.91	16.43	
6	6	G58R-14	5/8" x 14" THREADED ROD (HDG.)		0.40	2.39	
6	6	G58R-24	5/8" x 24" THREADED ROD (HDG.)	24 in	0.40	2.39	
7	12	G5802	5/8" x 2" HDG HEX BOLT GR5		0.27	3.24	
8	24	G58LW	5/8" HDG LOCKWASHER		0.03	0.63	
9	24	G58NUT	5/8" HDG HEAVY 2H HEX NUT		0.13	3.12	
10	12	X-UB1212	1/2" X 2-1/2" X 4-1/2" X 2" U-BOLT (HDG.)		0.63	7.50	
10	12	X-UB1300	1/2" X 3" X 5" X 2" U-BOLT (HDG.)		0.70	8.36	
11	96	G12FW	1/2" HDG USS FLATWASHER	3/32 in	0.03	3.27	
12	60	G12LW	1/2" HDG LOCKWASHER	1/8 in	0.01	0.83	
13	60	G12NUT	1/2" HDG HEAVY 2H HEX NUT		0.07	4.30	
14	36	G12065	1/2" x 6-1/2" HDG HEX BOLT GR5 FULL THREAD	6 1/2 in	0.41	14.74	
						TOTAL WT. #	367.48



TOLERANCE NOTES

TOLERANCES ON DIMENSIONS, UNLESS OTHERWISE NOTED ARE:
SAWED, SHEARED AND GAS CUT EDGES ($\pm 0.030"$)
DRILLED AND GAS CUT HOLES ($\pm 0.030"$) - NO CONING OF HOLES
LASER CUT EDGES AND HOLES ($\pm 0.010"$) - NO CONING OF HOLES
BENDS ARE $\pm 1/2$ DEGREE
ALL OTHER MACHINING ($\pm 0.030"$)
ALL OTHER ASSEMBLY ($\pm 0.060"$)

PROPRIETARY NOTE:
 THE DATA AND TECHNIQUES CONTAINED IN THIS DRAWING ARE PROPRIETARY INFORMATION OF VALMONT INDUSTRIES AND CONSIDERED A TRADE SECRET. ANY USE OR DISCLOSURE WITHOUT THE CONSENT OF VALMONT INDUSTRIES IS STRICTLY PROHIBITED.

DESCRIPTION
DUAL ANTENNA POLE MOUNT ASSEMBLY
15-3/4" STANDOFF
10-34" TO 28" MONOPOLE DIAMETER



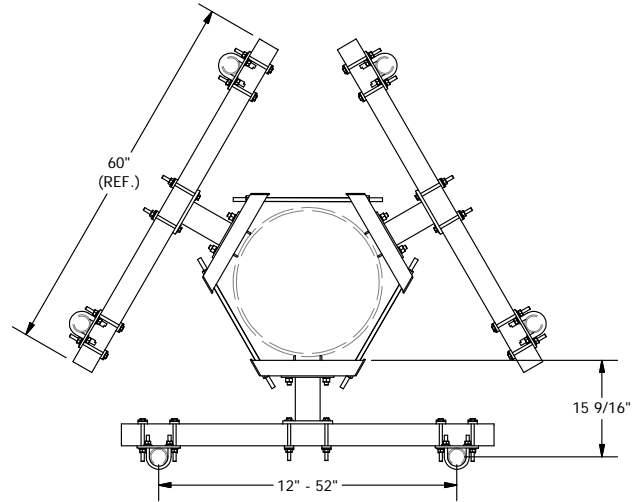
Locations:
 New York, NY
 Atlanta, GA
 Los Angeles, CA
 Plymouth, IN
 Salem, OR
 Dallas, TX

Engineering Support Team:
 1-888-753-7446

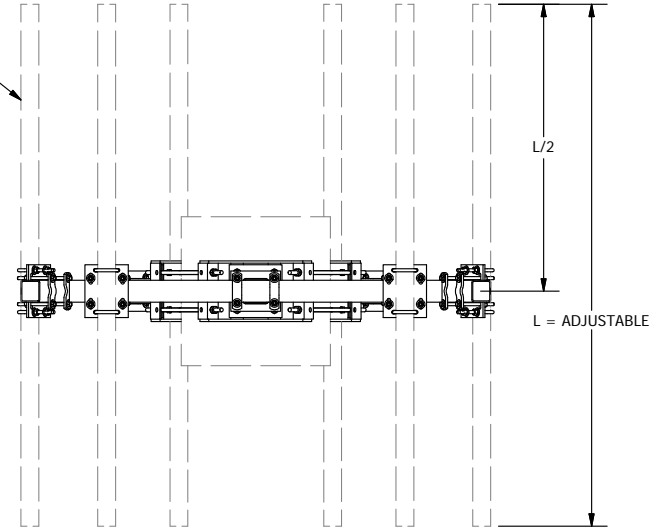
A valmont COMPANY

CPD NO.	DRAWN BY	ENG. APPROVAL
	CEK 4/27/2017	
CLASS	SUB	DRAWING USAGE
81	01	CUSTOMER
		CHECKED BY
		BMC 5/12/2017

PART NO.	UDS-SQNP
DWG. NO.	UDS-SQNP



2-3/8" TO 2-7/8" O.D.
ANTENNA PIPE
(ORDER SEPARATELY)



TOLERANCE NOTES

**TOLERANCES ON DIMENSIONS, UNLESS OTHERWISE NOTED ARE:
SAWED, SHEARED AND GAS CUT EDGES ($\pm 0.030"$)
DRILLED AND GAS CUT HOLES ($\pm 0.030"$) - NO CONING OF HOLES
LASER CUT EDGES AND HOLES ($\pm 0.010"$) - NO CONING OF HOLES
BENDS ARE $\pm 1/2$ DEGREE
ALL OTHER MACHINING ($\pm 0.030"$)
ALL OTHER ASSEMBLY ($\pm 0.060"$)**

PROPRIETARY NOTE:
THE DATA AND TECHNIQUES CONTAINED IN THIS DRAWING ARE PROPRIETARY INFORMATION OF VALMONT INDUSTRIES AND CONSIDERED A TRADE SECRET. ANY USE OR DISCLOSURE WITHOUT THE CONSENT OF VALMONT INDUSTRIES IS STRICTLY PROHIBITED.

DESCRIPTION
**DUAL ANTENNA POLE MOUNT ASSEMBLY
15-3/4" STANDOFF
10-34" TO 28" MONOPOLE DIAMETER**

CPD NO.	DRAWN BY CEK 4/27/2017	ENG. APPROVAL
CLASS 81	SUB 01	DRAWING USAGE CUSTOMER
	CHECKED BY BMC 5/12/2017	



Locations:
New York, NY
Atlanta, GA
Los Angeles, CA
Plymouth, IN
Salem, OR
Dallas, TX

Engineering
Support Team:
1-888-753-7446

PART NO.	UDS-SQNP
DWG. NO.	UDS-SQNP