

PARTS LIST						
ITEM	QTY	PART NO.	PART DESCRIPTION	LENGTH	UNIT WT.	NET WT.
1	6	X-LWRM	RING MOUNT WELDMENT		68.81	412.85
2	6	X-RMBP	RING MOUNT BENT PLATE CONNECTION	15 1/2 in	17.02	102.13
3	6	X-VFAPL4	VFA-HD PIVOT PLATE	12 in	15.88	95.30
4	6	X-VFAW	SUPPORT ARM		71.41	428.44
5	24	SCX2	CROSSOVER PLATE	7 in	4.80	115.11
6	3	P284	2-3/8" X 84" SCH 40 GALVANIZED PIPE	84 in	26.91	80.74
7	12	P2120	2-3/8" x 120" (2" SCH. 40) GALVANIZED PIPE	120 in	38.81	465.74
8	6	P30150	2-7/8" X 150" (2-1/2" SCH. 40) GALVANIZED PIPE	150 in	76.94	461.62
9	6	X-127594	FLAT DISK CLAMP PLATE 4" CENTERS (GALV.)		2.51	15.04
10	12	X-100064	CLAMP (4" V-CLAMP) GALVANIZED		0.92	11.06
11	12	A34212	3/4" x 2-1/2" UNC HEX BOLT (A325)	2 1/2 in	0.48	5.75
12	18	G34FW	3/4" HDG USS FLATWASHER		0.06	1.06
13	12	G34LW	3/4" HDG LOCKWASHER		0.04	0.51
14	12	G34NUT	3/4" HDG HEAVY 2H HEX NUT		0.21	2.55
15	18	G58R-48	5/8" x 48" THREADED ROD (HDG.)		4.18	75.27
16	12	X-UB5300	5/8" X 3" X 5-1/4" X 2-1/2" U-BOLT (HDG.)		1.15	13.79
17	24	A582112	5/8" x 2-1/2" HDG A325 HEX BOLT	2 1/2 in	0.33	8.02
18	24	A582114	5/8" x 2-1/4" HDG A325 HEX BOLT	2 1/4 in	0.31	7.50
19	108	G58LW	5/8" HDG LOCKWASHER		0.03	2.82
20	108	G58NUT	5/8" HDG HEAVY 2H HEX NUT		0.13	14.03
21	96	X-UB1300	1/2" X 3" X 5" X 2" GALV U-BOLT		0.74	70.91
22	12	G12065	1/2" x 6-1/2" HDG HEX BOLT GR5 FULL THREAD	5 1/2 in	0.41	4.91
23	12	G1204	1/2" x 4" HDG HEX BOLT GR5 FULL THREAD	4 in	0.27	3.24
24	216	G12FW	1/2" HDG USS FLATWASHER	3/32 in	0.03	7.36
25	216	G12LW	1/2" HDG LOCKWASHER	1/8 in	0.01	3.00
26	216	G12NUT	1/2" HDG HEAVY 2H HEX NUT		0.07	15.47
					TOTAL WT. #	2424.23

TOLERANCE NOTES

TOLERANCES ON DIMENSIONS, UNLESS OTHERWISE NOTED ARE:
 SAWED, SHEARED AND GAS CUT EDGES ($\pm 0.030"$)
 DRILLED AND GAS CUT HOLES ($\pm 0.030"$) - NO CONING OF HOLES
 LASER CUT EDGES AND HOLES ($\pm 0.010"$) - NO CONING OF HOLES
 BENDS ARE $\pm 1/2$ DEGREE
 ALL OTHER MACHINING ($\pm 0.030"$)
 ALL OTHER ASSEMBLY ($\pm 0.060"$)

PROPRIETARY NOTE:
 THE DATA AND TECHNIQUES CONTAINED IN THIS DRAWING ARE PROPRIETARY INFORMATION OF VALMONT INDUSTRIES AND CONSIDERED A TRADE SECRET. ANY USE OR DISCLOSURE WITHOUT THE CONSENT OF VALMONT INDUSTRIES IS STRICTLY PROHIBITED.

DESCRIPTION

THREE SECTORS HEAVY 10L FRAME
 AND MONOPOLE ATTACHMENT HARDWARE
 WITH FOUR MOUNTING PIPES



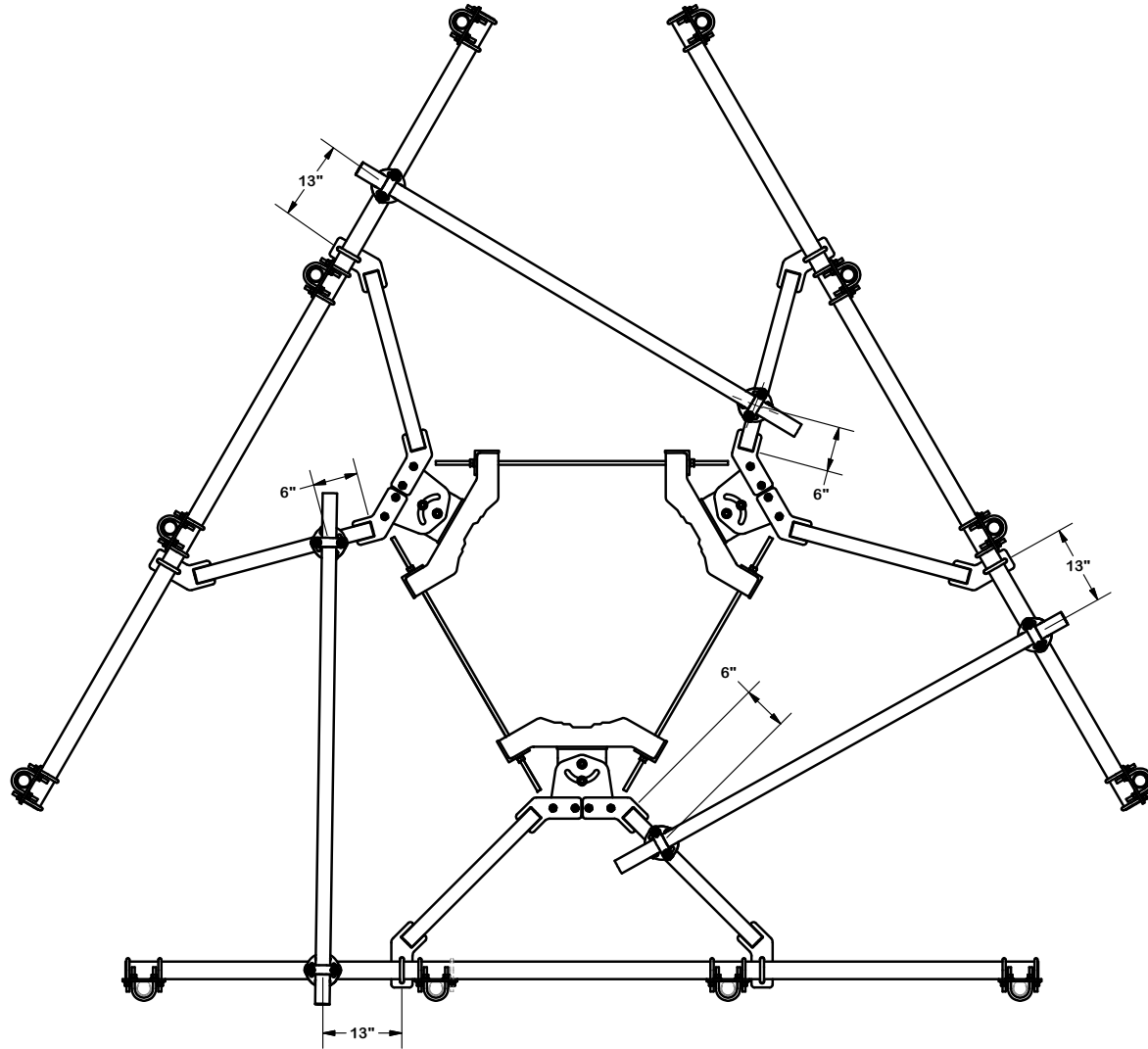
Engineering Support Team:
 1-888-753-7446

Locations:
 New York, NY
 Atlanta, GA
 Los Angeles, CA
 Plymouth, IN
 Salem, OR
 Dallas, TX

A valmont COMPANY

CPD NO.	DRAWN BY	ENG. APPROVAL
	CEK 10/25/2018	
CLASS	SUB	DRAWING USAGE
81	02	CUSTOMER
		CHECKED BY
		BMC 10/29/2018

PART NO.	VFA12-M3-H10
DWG. NO.	VFA12-M3-H10



TOLERANCE NOTES

TOLERANCES ON DIMENSIONS, UNLESS OTHERWISE NOTED ARE:
 SAWED, SHEARED AND GAS CUT EDGES ($\pm 0.030"$)
 DRILLED AND GAS CUT HOLES ($\pm 0.030"$) - NO CONING OF HOLES
 LASER CUT EDGES AND HOLES ($\pm 0.010"$) - NO CONING OF HOLES
 BENDS ARE $\pm 1/2$ DEGREE
 ALL OTHER MACHINING ($\pm 0.030"$)
 ALL OTHER ASSEMBLY ($\pm 0.060"$)

PROPRIETARY NOTE:
 THE DATA AND TECHNIQUES CONTAINED IN THIS DRAWING ARE PROPRIETARY INFORMATION OF VALMONT INDUSTRIES AND CONSIDERED A TRADE SECRET. ANY USE OR DISCLOSURE WITHOUT THE CONSENT OF VALMONT INDUSTRIES IS STRICTLY PROHIBITED.

DESCRIPTION
**THREE SECTORS HEAVY 10L FRAME
 AND MONOPOLE ATTACHMENT HARDWARE
 WITH FOUR MOUNTING PIPES**



Engineering
 Support Team:
 1-888-753-7446

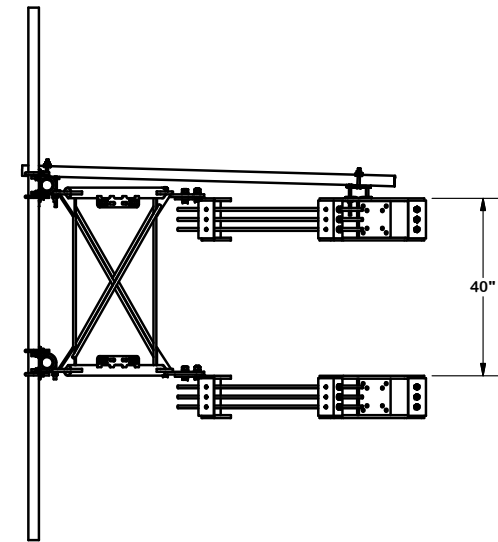
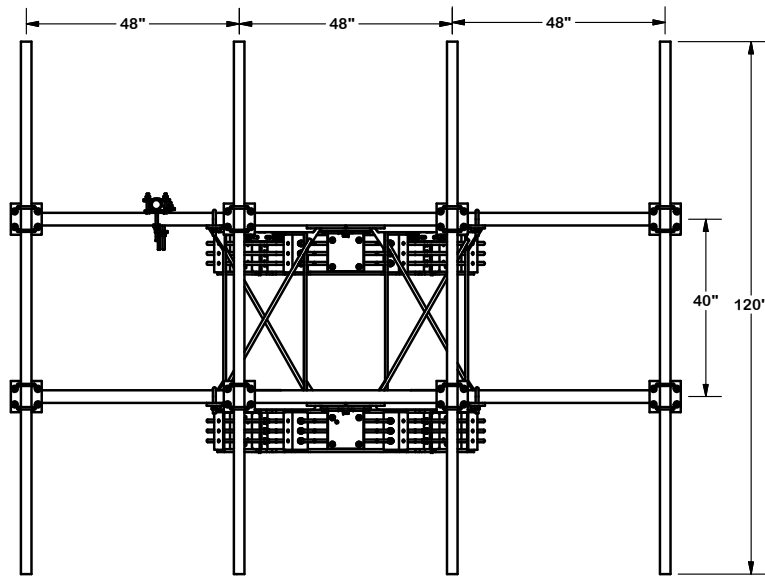
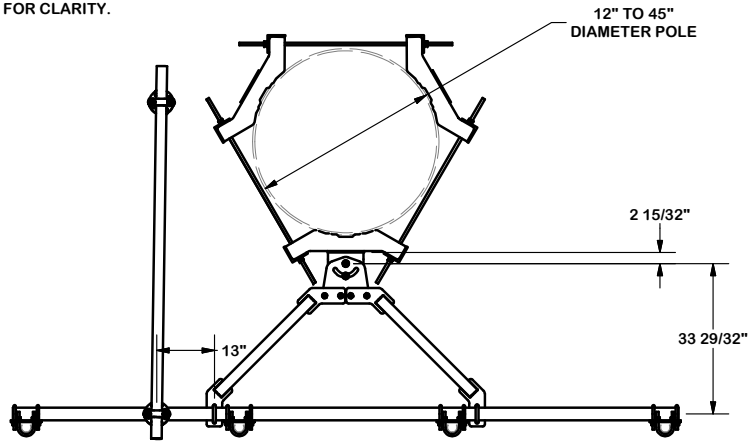
Locations:
 New York, NY
 Atlanta, GA
 Los Angeles, CA
 Plymouth, IN
 Salem, OR
 Dallas, TX

A valmont COMPANY

CPD NO.	DRAWN BY	ENG. APPROVAL
	CEK 10/25/2018	
CLASS	DRAWING USAGE	CHECKED BY
81	CUSTOMER	BMC 10/29/2018

PART NO.	VFA12-M3-H10
DWG. NO.	VFA12-M3-H10

NOTE:
OTHER SECTORS REMOVED FOR CLARITY.



TOLERANCE NOTES

TOLERANCES ON DIMENSIONS, UNLESS OTHERWISE NOTED ARE:
 SAWED, SHEARED AND GAS CUT EDGES ($\pm 0.030"$)
 DRILLED AND GAS CUT HOLES ($\pm 0.030"$) - NO CONING OF HOLES
 LASER CUT EDGES AND HOLES ($\pm 0.010"$) - NO CONING OF HOLES
 BENDS ARE $\pm 1/2$ DEGREE
 ALL OTHER MACHINING ($\pm 0.030"$)
 ALL OTHER ASSEMBLY ($\pm 0.060"$)

PROPRIETARY NOTE:
 THE DATA AND TECHNIQUES CONTAINED IN THIS DRAWING ARE PROPRIETARY INFORMATION OF VALMONT INDUSTRIES AND CONSIDERED A TRADE SECRET. ANY USE OR DISCLOSURE WITHOUT THE CONSENT OF VALMONT INDUSTRIES IS STRICTLY PROHIBITED.

DESCRIPTION
 THREE SECTORS HEAVY 10L FRAME
 AND MONOPOLE ATTACHMENT HARDWARE
 WITH FOUR MOUNTING PIPES

CPD NO.	DRAWN BY CEK 10/25/2018	ENG. APPROVAL
CLASS 81	SUB 02	DRAWING USAGE CUSTOMER
	CHECKED BY BMC 10/29/2018	

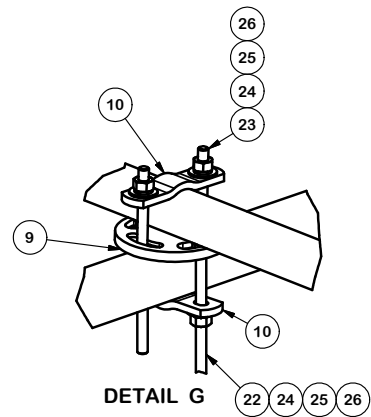
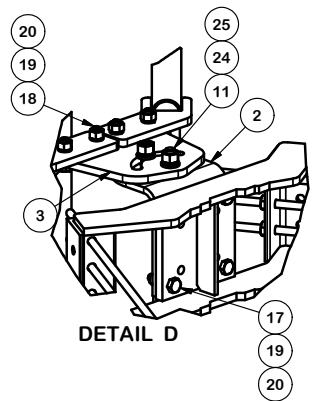
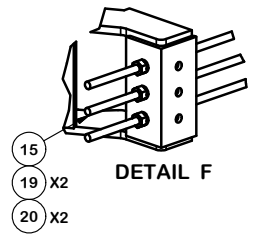
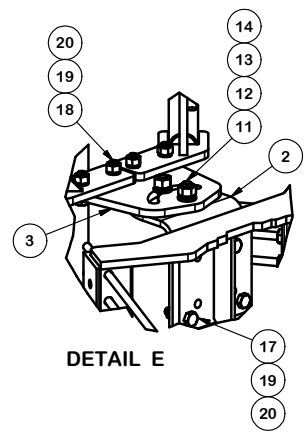
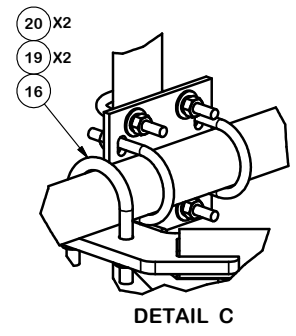
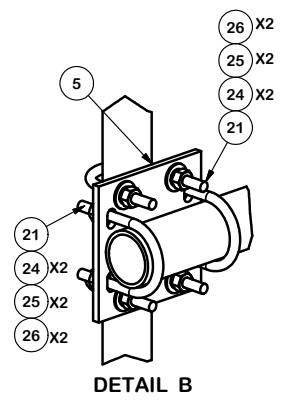
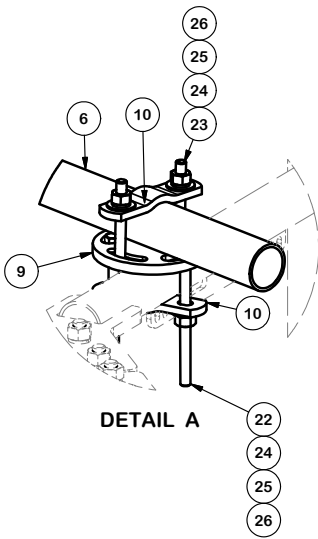
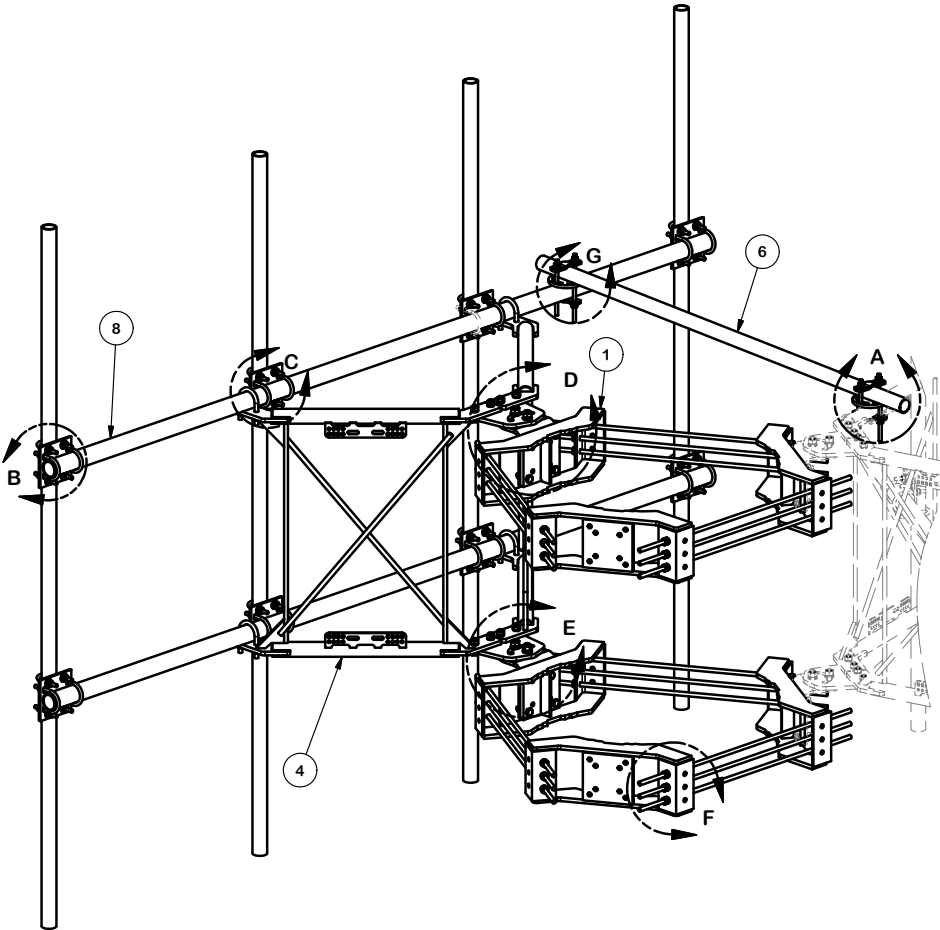


Engineering
 Support Team:
 1-888-753-7446

Locations:
 New York, NY
 Atlanta, GA
 Los Angeles, CA
 Plymouth, IN
 Salem, OR
 Dallas, TX

PART NO.	VFA12-M3-H10
DWG. NO.	VFA12-M3-H10

NOTE:
OTHER SECTORS REMOVED FOR CLARITY.



TOLERANCE NOTES

TOLERANCES ON DIMENSIONS, UNLESS OTHERWISE NOTED ARE:
 SAWED, SHEARED AND GAS CUT EDGES ($\pm 0.030"$)
 DRILLED AND GAS CUT HOLES ($\pm 0.030"$) - NO CONING OF HOLES
 LASER CUT EDGES AND HOLES ($\pm 0.010"$) - NO CONING OF HOLES
 BENDS ARE $\pm 1/2$ DEGREE
 ALL OTHER MACHINING ($\pm 0.030"$)
 ALL OTHER ASSEMBLY ($\pm 0.060"$)

PROPRIETARY NOTE:
 THE DATA AND TECHNIQUES CONTAINED IN THIS DRAWING ARE PROPRIETARY INFORMATION OF VALMONT INDUSTRIES AND CONSIDERED A TRADE SECRET. ANY USE OR DISCLOSURE WITHOUT THE CONSENT OF VALMONT INDUSTRIES IS STRICTLY PROHIBITED.

DESCRIPTION
**THREE SECTORS HEAVY 10L FRAME
 AND MONOPOLE ATTACHMENT HARDWARE
 WITH FOUR MOUNTING PIPES**

SITE PRO 1
 Engineering Support Team:
 1-888-753-7446
 Locations:
 New York, NY
 Atlanta, GA
 Los Angeles, CA
 Plymouth, IN
 Salem, OR
 Dallas, TX

CPD NO.	DRAWN BY	ENG. APPROVAL
CLASS	DRAWING USAGE	CHECKED BY
81	CUSTOMER	BMC 10/29/2018

PART NO.	VFA12-M3-H10
DWG. NO.	VFA12-M3-H10