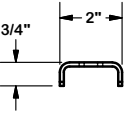
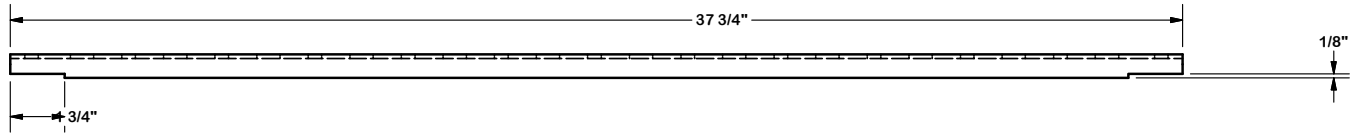
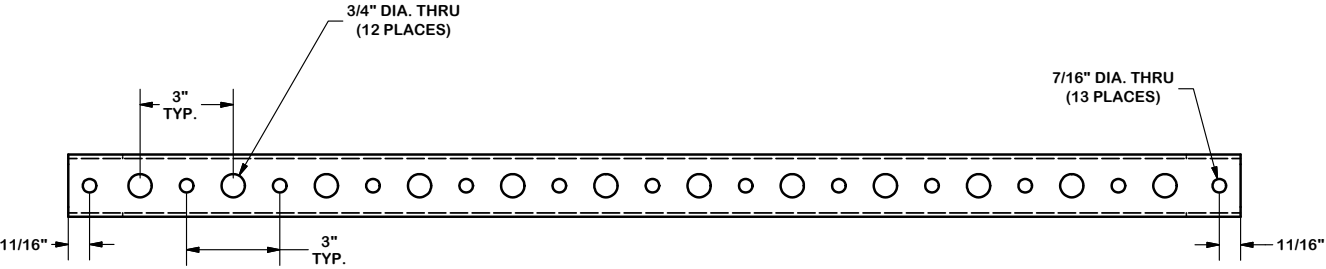
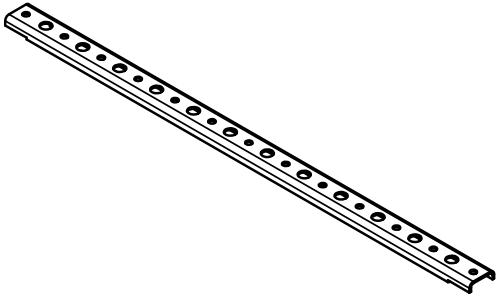


| PARTS LIST | | | | | | |
|------------|-----|----------|-------------------|--------|----------|---------|
| ITEM | QTY | PART NO. | PART DESCRIPTION | LENGTH | UNIT WT. | NET WT. |
| 1 | 1 | WG12 | WAVEGUIDE BRACKET | | 3.78 | 3.78 |



TOLERANCE NOTES
TOLERANCES ON DIMENSIONS, UNLESS OTHERWISE NOTED ARE:
SAWED, SHEARED AND GAS CUT EDGES ($\pm 0.030"$)
DRILLED AND GAS CUT HOLES ($\pm 0.030"$) - NO CONING OF HOLES
LASER CUT EDGES AND HOLES ($\pm 0.010"$) - NO CONING OF HOLES
BENDS ARE $\pm 1/2$ DEGREE
ALL OTHER MACHINING ($\pm 0.030"$)
ALL OTHER ASSEMBLY ($\pm 0.060"$)

PROPRIETARY NOTE:
 THE DATA AND TECHNIQUES CONTAINED IN THIS DRAWING ARE PROPRIETARY INFORMATION OF VALMONT INDUSTRIES AND CONSIDERED A TRADE SECRET. ANY USE OR DISCLOSURE WITHOUT THE CONSENT OF VALMONT INDUSTRIES IS STRICTLY PROHIBITED.

DESCRIPTION
 WAVEGUIDE BRACKETS
 WG12

SITE PRO 1
 A valmont COMPANY

Locations:
 New York, NY
 Atlanta, GA
 Los Angeles, CA
 Plymouth, IN
 Salem, OR
 Dallas, TX

Engineering Support Team:
 1-888-753-7446

| | | |
|-------------|-----------------------------|---------------------------|
| CPD NO. | DRAWN BY CEK 6/20/2011 | ENG. APPROVAL |
| CLASS 81 | SUB 01 | DRAWING USAGE CUSTOMER |
| | CHECKED BY BMC 6/22/2011 | |

| | | |
|----------|------|----------------|
| PART NO. | WG12 | PAGE 1 OF 1 |
| DWG. NO. | WG12 | |