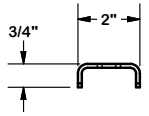
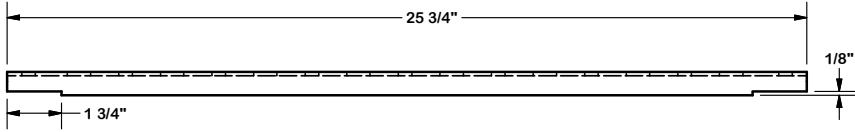
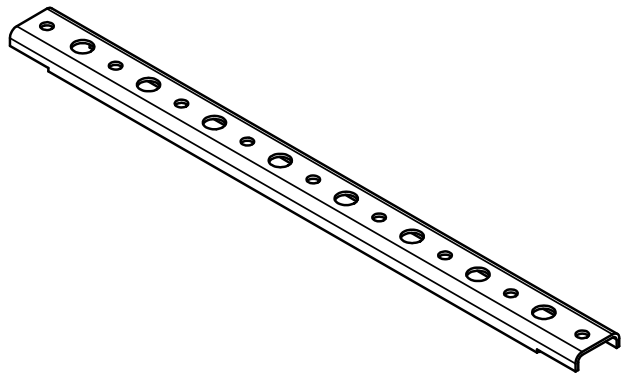
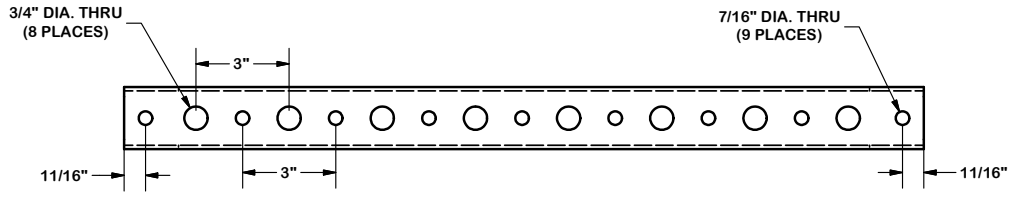


PARTS LIST						
ITEM	QTY	PART NO.	PART DESCRIPTION	LENGTH	UNIT WT.	NET WT.
1	1	WG8	WAVEGUIDE BRACKET		2.57	2.57



TOLERANCE NOTES

**TOLERANCES ON DIMENSIONS, UNLESS OTHERWISE NOTED ARE:
 SAWED, SHEARED AND GAS CUT EDGES (± 0.030 ")
 DRILLED AND GAS CUT HOLES (± 0.030 ") - NO CONING OF HOLES
 LASER CUT EDGES AND HOLES (± 0.010 ") - NO CONING OF HOLES
 BENDS ARE $\pm 1/2$ DEGREE
 ALL OTHER MACHINING (± 0.030 ")
 ALL OTHER ASSEMBLY (± 0.060 ")**

**PROPRIETARY NOTE:
 THE DATA AND TECHNIQUES CONTAINED IN THIS DRAWING ARE PROPRIETARY INFORMATION OF VALMONT
 INDUSTRIES AND CONSIDERED A TRADE SECRET. ANY USE OR DISCLOSURE WITHOUT THE CONSENT OF
 VALMONT INDUSTRIES IS STRICTLY PROHIBITED.**

DESCRIPTION
**WAVEGUIDE BRACKETS
 WG8**



Locations:
 New York, NY
 Atlanta, GA
 Los Angeles, CA
 Plymouth, IN
 Salem, OR
 Dallas, TX
 Engineering
 Support Team:
 1-888-753-7446

CPD NO.	DRAWN BY	ENG. APPROVAL
81	CEK 6/20/2011	BMC 6/22/2011
CLASS	SUB	DRAWING USAGE
81	01	CUSTOMER

PART NO.	WG8
DWG. NO.	WG8